

# DIREZIONALI

## EXECUTIVE

VIVA EXECUTIVE	16
VIVA GUEST	20
YALTA	24
EXPO 15	28
SUONI EXECUTIVE	32
SUONI GUEST	36
MODUS 150 EXECUTIVE	40
MODUS 150 GUEST	44
MAEVA EXECUTIVE	48
MAEVA GUEST	52
UNION EXECUTIVE	56
UNION GUEST	60
AQABA EXECUTIVE	66
AQABA GUEST	70
KIRUNA EXECUTIVE	74
KIRUNA GUEST	78

# OPERATIVE

## TASK

ASSIA EV	84
EXPO LIGHT LR/LI	88
EXPO LIGHT QX/LX E IQ/IX	92
EXPO LIGHT GUEST	96
BURSA EVO RETE	100
BURSA EVO IMBOTTITA	104
BURSA EVO AIR	108
BURSA RETE	112
AVILA BURSA	116
MOREA COMFORT	120
MOREA COMFORT GUEST	124
LYBRA	128

# OSPITI

## GUEST

- LIBERA LI/LC 134
- LIBERA SOFT 142
- GAIO 150
- WIZARD E GIAVA 154
- MALTA CONTRACT 160
- 101 RETE 164

# ATTESE

## WAITING

- DUAL 170
- TILOS 180
- VIVA BENCH 188
- MEWA SYSTEM 194
- OREOTTO LOUNGE 202
- MATIS 206
- ALIAS AS/AM/MODULI/POUF 210
- LIBERA LP/LS 220
- LINEA TRE 226
- LINEA M 232
- COMPLEMENTI 238

**DIREZIONALI** EXECUTIVE

VIVA EXECUTIVE	16
VIVA GUEST	20
YALTA	24
EXPO 15	28
SUONI EXECUTIVE	32
SUONI GUEST	36
MODUS 150 EXECUTIVE	40
MODUS 150 GUEST	44
MAEVA EXECUTIVE	48
MAEVA GUEST	52
UNION EXECUTIVE	56
UNION GUEST	60
AQABA EXECUTIVE	66
AQABA GUEST	70
KIRUNA EXECUTIVE	74
KIRUNA GUEST	78



DIREZIONALI ~ EXECUTIVE

# VIVA EXECUTIVE ARMCHAIR



VBS8X

Seduta da lavoro sofisticata, dall'estetica morbida e naturale.



VIS6L

Sophisticated executive chair characterized by a soft and natural aesthetic.

Chaise de travail sophistiquée, avec l'esthétique douce et simple.

Silla de oficina sofisticada, con una estética suave y orgánica.



**1/ SCHIENALE BACKREST**

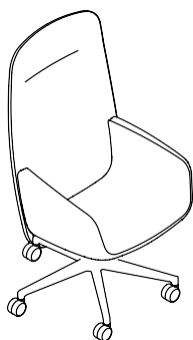
Regolabile in altezza  
 Height adjustable  
 Hauteur réglable  
 Altura ajustable

**2/ SEDILE SEAT**

Regolabile in altezza  
 Height adjustable  
 Réglable en hauteur  
 Altura regulables

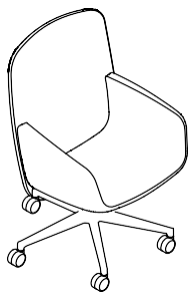
**3/ MECCANISMO MECHANISM**

Synchro regolazione tensione,  
 blocco antiritorno  
 Synchro with tension adjustment,  
 anti-return lock  
 Synchro avec réglage de la  
 tension, verrouillage anti-retour.  
 Synchro con ajuste de tensión,  
 bloqueo anti-retorno



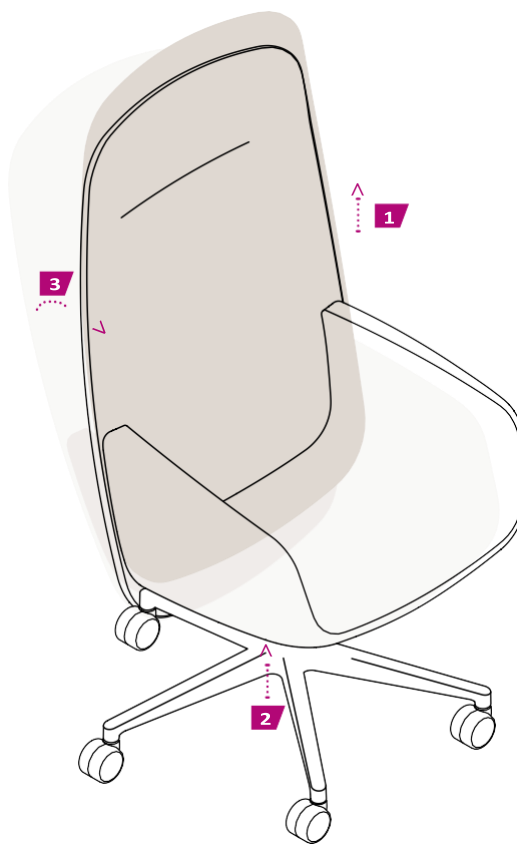
**VBS8X/ VIS8B**

L: 680  
 P: 680  
 HT: 1215/1335  
 HS: 420/540  
 HB: 665



**VIS6L/ VIS6B**

L: 680  
 P: 680  
 HT: 1020/1140  
 HS: 420/540  
 HB: 665



**CERTIFICAZIONI CERTIFICATIONS**  
 Omologazione Ministeriale in Classe 11M

# Perfetta sia per l'ufficio che per l'home office.

Perfect for both office and home office.

Parfait pour le bureau et le home office.

Perfecta tanto para la oficina como para el home office.

## VI Versione monocromatica

Monochrome version

Version monochrome

Versión monocromática

## VB Versione bicolore

Two-tone version

Version bicolore

Versión de dos colores.



**POGGIATESTA  
INTEGRATO**  
BUILT-IN HEADREST

**DOPPIO RIVESTIMENTO**  
TWO-TONE UPHOLSTERY



**BASE ALLUMINIO**  
ALUMINIUM BASE



**Bianco/nero/lucido**  
White/black/polished  
Blanc/noir/poli  
Blanco/negro/pulido

**VIS6L**

DIREZIONALI ~ EXECUTIVE

# VIVA GUEST CHAIR



VIZGN

Il design accogliente offre un comfort di alto livello e tutto il relax di una seduta ospiti. Al contempo, la posizione di seduta consente di lavorare anche per lungo tempo.

Its inviting look provides great comfort in a lounge seating style. At the same time, the sitting posture allows working for extended periods.

NEW



VB2OW

Une chaise visiteur du design accueillant qui donne confort et soulagement. La position d'assise permet de travailler même sur une période prolongée.

Su carácter acogedor ofrece una gran comodidad y la sensación de estar sentado en un salón. La postura al mismo tiempo fomenta el trabajo, incluso estando sentado durante mucho tiempo.



**BASE GIREVOLE 5 RAZZE**  
5 STARS SWIVEL BASE


 Alluminio / Aluminium




**VIO4B**

L: 680  
P: 680  
HT: 795/915  
HS: 420/540  
HB: 660/780

**BASE FISSA 4 GAMBE LEGNO**  
4 LEGS WOODEN BASE

 Legno / Wood

NEW



**VIZOW**

L: 575  
P: 555  
HT: 825  
HS: 450  
HB: 690

**BASE GIREVOLE 4 RAZZE**  
4 STARS SWIVEL BASE

 Alluminio / Aluminium  Plastica / Plastic



**VIZAL**

L: 575  
P: 555  
HT: 825  
HS: 450  
HB: 690



**VIZGN**

L: 575  
P: 555  
HT: 825  
HS: 450  
HB: 690

**BASE FISSA 4 GAMBE ELLITTICO**  
4 LEGS FIXED ELLIPTICAL BASE

 Metallo / Metal



**VIZOB**

L: 575  
P: 555  
HT: 825  
HS: 450  
HB: 690

**FINITURE BASI**  
BASES FINISHES



RAL 9003  
Plastica  
Plastic



RAL 9017  
Plastica  
Plastic



Alluminio lucido  
Polished Aluminium



RAL 9003  
Metallo  
Metal



RAL 9017  
Metallo  
Metal



Metallo cromato  
Chromed metal



Faggio  
Beechwood

**CERTIFICAZIONI** CERTIFICATIONS

EN 16139 | EN 1022 | EN 1728 Tested by CATAS  
Omologazione Ministeriale in Classe 11M



# Estetica minimale e massimo comfort

Minimal aesthetics and maximum comfort.

Esthétique minimale et confort maximal.

Estética mínima y máxima comodidad.

## VI Versione monocromatica

Monochrome version

Version monochrome


Versión monocromática

## VB Versione bicolore

Two-tone version

Version bicolore

Versión de dos colores.



**DOPPIO RIVESTIMENTO**  
TWO-TONE UPHOLSTERY

## Base fissa

Fixed base



## Base girevole

Swivel base



**VIZAL**



DIREZIONALI ~ EXECUTIVE

# YALTA

## EXECUTIVE AND GUEST CHAIR



Y2A8L

Design distintivo e contemporaneo, comfort di seduta e funzionalità intuitiva.



Y2A6L

Distinctive and contemporary design, sitting comfort and intuitive functionality.

Design distinctif et contemporain, confort d'assise et fonctionnalité intuitive.

Diseño distintivo y contemporáneo, confort de asiento y funcionalidad intuitiva.



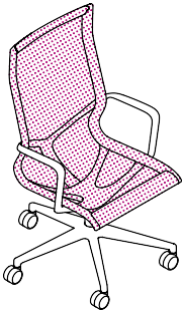
Y2A8X - Y2A6X

**1/ SEDILE SEAT**

Regolabile in altezza  
Height adjustable  
Réglable en hauteur  
Altura regulables

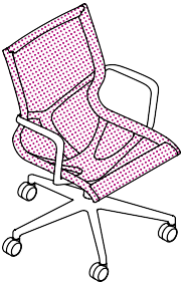
**2/ MECCANISMO MECHANISM**

Oscillante armonico  
Tilt mechanism  
Mécanisme pivotant  
Mecanismo oscilante



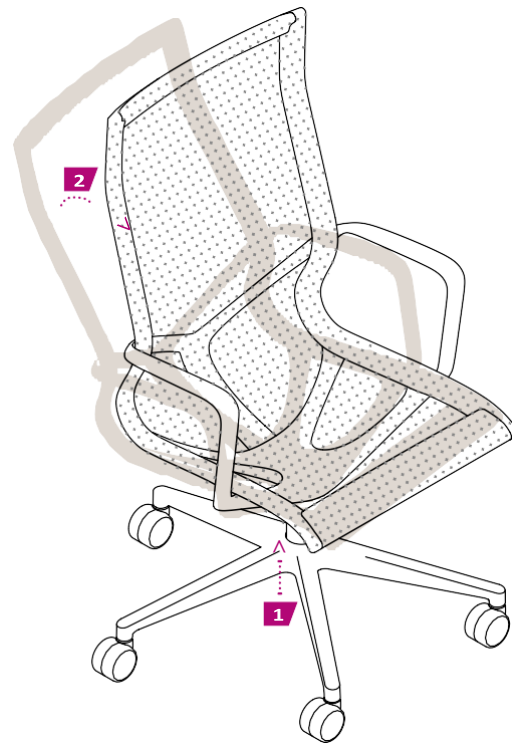
**Y2A8L/ Y2A8X**

L: 680  
P: 680  
HT: 1090/1210  
HS: 460/580  
HB: 680/800



**Y2A6L**

L: 680  
P: 680  
HT: 930/1050  
HS: 460/580  
HB: 680/800



**CERTIFICAZIONI CERTIFICATIONS**  
**EN 1335** Tested by CATAS

# Perfetta sia per l'ufficio che per l'home office.

Perfect for both office and home office.

Parfait pour le bureau et le home office.

Perfecta tanto para la oficina como para el home office.

**13RP22** Rete portante nera  
Self-supporting black mesh  
Résille portante noire  
Malla resistente negra

**13RP21** Rete portante grigia  
Self-supporting grey mesh  
Résille portante grise  
Malla resistente gris



**DETTAGLIO UNICO  
CHE INCORPORA I  
BRACCIOLI**  
UNIQUE DETAIL  
WITH INTEGRATED  
ARMRESTS



**BASE PLASTICA**  
PLASTIC BASE



Nero  
Black  
Noir  
Negro

**BASE ALLUMINIO**  
ALUMINIUM BASE



Nero/lucido  
Black/polished  
Noir/poli  
Negro/pulido

Y2A8L

DIREZIONALI ~ EXECUTIVE

# EXPO 15

## EXECUTIVE ARMCHAIR



G X T M X



E X T M X

Che si scelga la classica versione imbottita o la variante in rete, tutti i modelli colpiscono per il design, l'innovazione e il comfort.

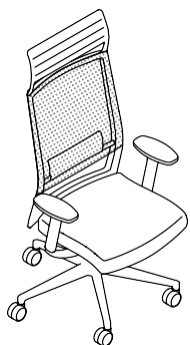
Whether you choose the classically upholstered model or the mesh backrest ones, all options impress with their design, innovation and comfort.

Modèle rembourré classique ou version en maille? Tous les modèles frappent pour le design, l'innovation et le confort.

Ya sea con un tapizado clásico o con un respaldo de malla, todos los modelos impresionan por su diseño, innovación y comodidad.

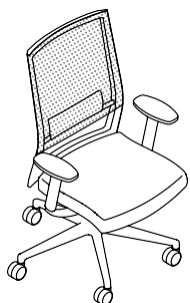






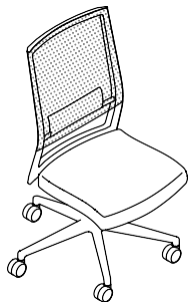
**EXTXX**

L: 680  
 P: 680  
 HT: 1220/1340  
 HS: 420/540  
 HB: 600/820



**EXTMX**

L: 680  
 P: 680  
 HT: 1020/1140  
 HS: 420/540  
 HB: 600/820



**EXT5X**

L: 680  
 P: 680  
 HT: 1020/1140  
 HS: 420/540

**1/ LOMBARE LUMBAR**

Regolabile in altezza  
 Height adjustable  
 Hauteur réglable  
 Altura ajustable

**2/ SEDILE SEAT**

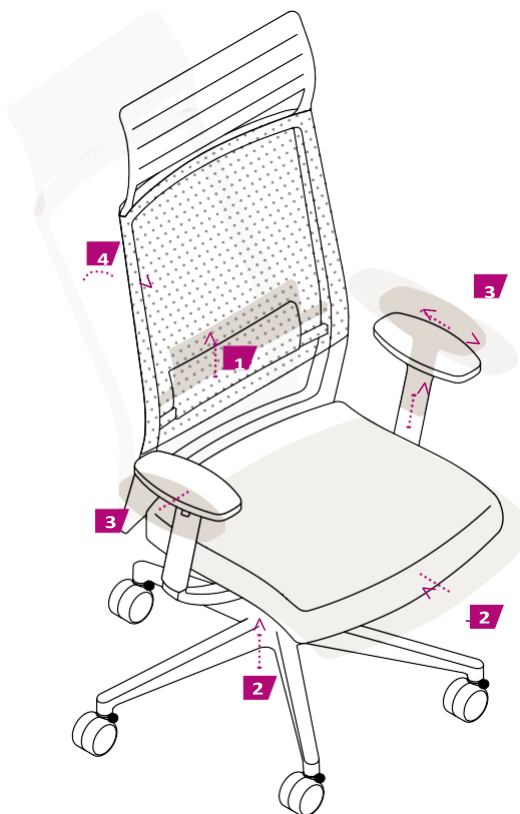
Regolabile in altezza e profondità  
 Height and depth adjustable  
 Réglable en hauteur et en profondeur  
 Altura y profundidad regulables

**3/ BRACCIOLI ARMRESTS**

Regolabile in altezza, appoggio orientabile e regolabile in larghezza e profondità  
 Height adjustable, pivoting and width/depth adjustable arm-cap  
 Hauteur réglable, capuchon pivotant et ajustable en largeur/profondeur  
 Altura ajustable, brazo giratorio-tapa ajustable en anchura/profundidad

**4/ MECCANISMO MECHANISM**

Synchro regolazione tensione, blocco antiritorno  
 Synchro with tension adjustment, anti-return lock  
 Synchro avec réglage de la tension, verrouillage anti-retour.  
 Synchro con ajuste de tensión, bloqueo anti-retorno





# Il comfort ideale per le lunghe giornate lavorative.

The ideal comfort for long working days.

Le confort idéal pour les longues journées de travail.

El confort ideal para largas jornadas de trabajo.

## EX Schienale in rete

Mesh backrest  
Dossier résille  
Respaldo de malla

## GX Schienale imbottito

Padded backrest  
Dossier rembourré  
Respaldo acolchado

**SCHIENALE E POGGIATESTA  
IMBOTTITO**  
PADDED BACKREST AND  
HEADREST



**LOMBARE**  
LUMBAR



**FINITURE IN ALLUMINIO**  
ALUMINIUM FINISHES

Lucido  
Polished  
Poli  
Pulido

EXTXX



DIREZIONALI ~ EXECUTIVE

# SUONI

## EXECUTIVE ARMCHAIR

NEW



SBD8X

La migliore maestria artigianale esalta una forma comoda e avvolgente.



SLC6L

The best craftsmanship enhances a comfortable and enveloping shape.

Le meilleur savoir-faire fait ressortir une forme confortable et enveloppante.

La mejor artesanía mejora una forma cómoda y envolvente.



**SEDILE SEAT**

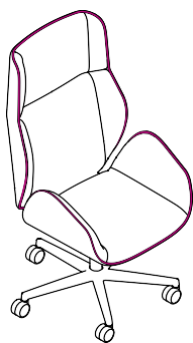
Regolabile in altezza  
Height adjustable  
Réglable en hauteur  
Altura regulables

**MECCANISMO MECHANISM**

Oscillante con regolazione  
tensione, blocco antiritorno  
Tilting with tension adjustment,  
anti-return lock  
Pivotant avec réglage de la  
tension, verrouillage anti-retour  
Oscilante con ajuste de tensión,  
bloqueo anti-retorno



**SL/SM**  
**BASE IN ALLUMINIO CON**  
**INSERTI IN PALISSANDRO**  
ALUMINIUM BASE WITH  
ROSEWOOD CAPS



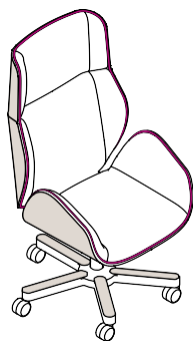
**SBD8X/SHD8X**

L: 690  
P: 690  
HT: 1190/1290  
HS: 420/520  
HB: 650/750



**SHD6X**

L: 690  
P: 690  
HT: 890/990  
HS: 420/520  
HB: 650/750



**SLC8L**

L: 690  
P: 690  
HT: 1190/1290  
HS: 420/520  
HB: 650/750



**SLC6L**

L: 690  
P: 690  
HT: 890/990  
HS: 420/520  
HB: 650/750



**PROFILO A CONTRASTO**  
CONTRASTING EDGE

**CERTIFICAZIONI CERTIFICATIONS**  
**EN 1335** Tested by CATAS



# L'armonia dei tessuti e dei colori combinata al calore del legno.

Fabrics and colors harmony combined with the warmth of wood.

L'harmonie des tissus et des couleurs combinée à la chaleur du bois.

La armonía de los textiles y los colores combinados con la calidez de la madera.

## SI Scocca rivestita, profilo in tinta

Upholstered shell, plain edge

Coque rembouré, profil dans teinte

Cuerpo tapizado, perfil en tinte

## SH Scocca rivestita, profilo in contrasto

Upholstered shell, contrasting edge

Coque rembouré, profil contrastant

Cuerpo tapizado, perfil contrastante

## SB Doppio rivestimento **NEW**

Two-tone upholstery

Rembouillage bicolore

Tapicería bicolor

## SL Scocca in legno, profilo in tinta

Wooden shell, plain profiled edge

Coque en bois, profil dans teinte

Cuerpo de madera, perfil en tinte

## SM Scocca in legno, profilo in contrasto

Wooden shell, contrasting edge

Coque en bois, profil contrastant

Cuerpo de madera, perfil contrastante



## SCocca in legno WOODEN OUTER SHELL



### Palissandro

Rosewood

Bois de rose

Palo de rosa

## BASE ALLUMINIO ALUMINIUM BASE



### Nero/lucido

Black/polished

Noir/poli

Negro/pulido

DIREZIONALI ~ EXECUTIVE

# SUONI GUEST CHAIR



SLO6L

Fusione tra classico e contemporaneo, il suo profilo distintivo la rende un pezzo unico per esaltare qualsiasi ambiente direzionale.



SHO6K

A fusion between classic and contemporary, its distinctive profile makes it a stand-alone statement piece to enhance any executive area.

Combinaison parfaite entre classique et contemporain, son profil original en fait un élément qui met en valeur tout le bureau de direction.

Una fusión de clásico y contemporáneo, su perfil distintivo lo hace una pieza exclusiva para mejorar cualquier área de salón ejecutivo.



**SEDILE SEAT**

Regolabile in altezza  
Height adjustable  
Réglable en hauteur  
Altura regulables



**SL/SM**  
**BASE IN ALLUMINIO CON**  
**INSERTI IN PALISSANDRO**  
ALUMINIUM BASE WITH  
ROSEWOOD CAPS



**SHO6X**

L: 690  
P: 690  
HT: 890/990  
HS: 420/520  
HB: 650/750



**SHO6K**

L: 730  
P: 730  
HT: 890/990  
HS: 420/520  
HB: 650/750



**SLO6L**

L: 690  
P: 690  
HT: 890/990  
HS: 420/520  
HB: 650/750



**SLO6K**

L: 730  
P: 730  
HT: 890/990  
HS: 420/520  
HB: 650/750



**NEW**

**DOPPIO RIVESTIMENTO**  
TWO-TONE UPHOLSTERY

**CERTIFICAZIONI** CERTIFICATIONS  
EN 16139 | EN 1022 | EN 1728 Tested by CATAS



# Lo schienale scolpito e i contorni morbidi per un miglior il comfort di seduta.

The sculpted backrest and soft contours for better seating comfort.

Le dossier sculpté et les contours doux pour un meilleur confort d'assise.

El respaldo esculpido y los contornos suaves para una mejor comodidad de asiento.

## SI Scocca rivestita, profilo in tinta

Upholstered shell, plain edge

Coque rembouré, profil dans teinte

Cuerpo tapizado, perfil en tinta

## SH Scocca rivestita, profilo in contrasto

Upholstered shell,

contrasting edge

Coque rembouré,

profil contrastant

Cuerpo tapizado,

perfil contrastante

## SB Doppio rivestimento **NEW**

Two-tone upholstery

Rembouillage bicolore

Tapicería bicolor

## SL Scocca in legno, profilo in tinta

Wooden shell,

plain profiled edge

Coque en bois,

profil dans teinte

Cuerpo de madera,

perfil en tinta

## SM Scocca in legno, profilo in contrasto

Wooden shell,

contrasting edge

Coque en bois,

profil contrastant

Cuerpo de madera,

perfil contrastante



### SCocca IN LEGNO

WOODEN OUTER SHELL



Palissandro

Rosewood

Bois de rose

Palo de rosa

### BASE ALLUMINIO

ALUMINIUM BASE



Nero/lucido

Black/polished

Noir/poli

Negro/pulido



DIREZIONALI ~ EXECUTIVE

# MODUS 150

## EXECUTIVE ARMCHAIR



154DX

Eleganza e raffinatezza si abbinano ad un notevole comfort di seduta, rendendola idonea all'utilizzo in ambienti di rappresentanza.

High-quality elegance combined with the impressive seating comfort make this chair ideal for representative offices.

Élégance et haute qualité, combinées au grand confort, rendent ce modèle parfait pour les bureaux de direction haut de gamme.

Elegancia y máxima calidad, lo que, unido a su extraordinario confort, lo convierte en la elección idónea para salas representativas.



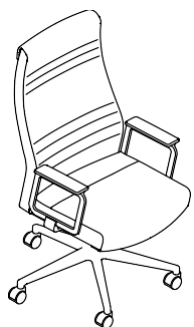
150DX

**SEDILE SEAT**

Regolabile in altezza  
Height adjustable  
Réglable en hauteur  
Altura regulables

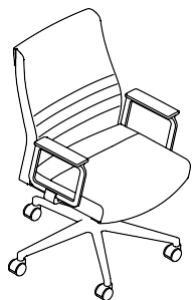
**MECCANISMO MECHANISM**

Synchro regolazione tensione,  
blocco antiritorno  
Synchro with tension adjustment,  
anti-return lock  
Synchro avec réglage de la  
tension, verrouillage anti-retour.  
Synchro con ajuste de tensión,  
bloqueo anti-retorno



**150DX**

L: 680  
P: 680  
HT: 1140/1350  
HS: 420/540  
HB: 620/740



**154DX**

L: 680  
P: 680  
HT: 1000/1190  
HS: 420/540  
HB: 610/730



**CERTIFICAZIONI CERTIFICATIONS**

D.L. 81/08 | EN 1335 Tested by CATAS

**154DX**

# Design elegante e classico.

Elegant and classic design.  
Design élégant et classique.  
Diseño elegante y clásico.



**BRACCIOLO IN ALLUMINIO  
CON APPOGGIO IMBOTTITO**  
ALUMINIUM PADDED  
ARMREST

■ ■  
Nero/lucido  
Black/polished  
Noir/poli  
Negro/pulido



**TAPPEZZERIA CON  
CUSCINO**  
PADDED UPHOLSTERY



**BASE ALLUMINIO**  
ALUMINIUM BASE

■ ■  
Nero/lucido  
Black/polished  
Noir/poli  
Negro/pulido

150DX

DIREZIONALI ~ EXECUTIVE

# MODUS 150 GUEST CHAIR



156FX

Una classica collezione di sedute per visitatori e sale riunioni utilizzabili in diversi ambienti.

Classic collection of versatile matching visitor and conference chairs.

Une collection classique de sièges pour visiteurs et de salles de réunion pouvant être utilisées dans différents environnements.

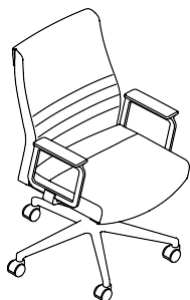
Una colección clásica de asientos para visitantes y salas de reuniones que se pueden utilizar en diferentes entornos.





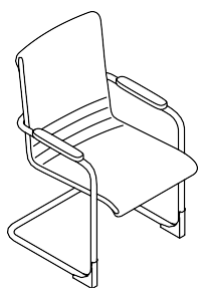
**SEDILE SEAT**

Regolabile in altezza  
Height adjustable  
Réglable en hauteur  
Altura regulables



**156FX**

L: 680  
P: 680  
HT: 1000/1190  
HS: 420/540  
HB: 610/730



**512C**

L: 535  
P: 580  
HT: 900  
HS: 450  
HB: 630



**BRACCIOLO CON  
APPOGGIO IMBOTTITO  
PADDED ARMREST**



**IMPILABILE  
STACKABLE**

# Eleganza classica e senza tempo

Elegant and classic design.  
Design élégant et classique.  
Diseño elegante y clásico.



**TAPPEZZERIA CON  
CUSCINO**  
PADDED UPHOLSTERY




**BRACCIOLINO IN ALLUMINIO  
CON APPOGGIO IMBOTTITO**  
ALUMINIUM PADDED  
ARMREST

  
Nero/lucido  
Black/polished  
Noir/poli  
Negro/pulido



**BASE ALLUMINIO**  
ALUMINIUM BASE

  
Nero/lucido  
Black/polished  
Noir/poli  
Negro/pulido

156FX



DIREZIONALI ~ EXECUTIVE

# MAEVA

## EXECUTIVE ARMCHAIR



GHS6L



GLS7L

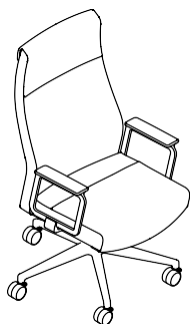
La soluzione ideale per chi cerca una seduta che non domini lo spazio, ma che s'inserisca senza sforzo e con discrezione negli ambienti lavorativi classici.

An ideal solution for people who are looking for a chair that does not hold the field, but just fits, with effortless composure, into classical working environments.

La solution idéale pour ceux qui cherchent un siège qui vas s'intégrant parfaitement aux environnements et ambiances classiques.

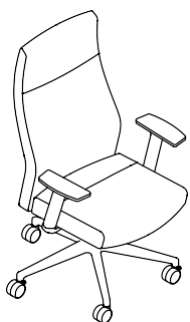
La solución ideal para quienes buscan una silla que no domine la sala, sino que simplemente encaje, con una serenidad sin esfuerzo, en entornos de trabajo clásicos.





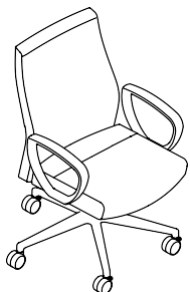
**GLSWL**

L: 680  
 P: 680  
 HT: 1140/1350  
 HS: 420/540  
 HB: 620/740



**GHSKL**

L: 680  
 P: 680  
 HT: 1140/1350  
 HS: 420/540  
 HB: 590/810



**GHS6L**

L: 680  
 P: 680  
 HT: 1000/1190  
 HS: 420/540  
 HB: 610/730

**1/ SCHIENALE BACKREST**

Regolabile in altezza  
 Height adjustable  
 Hauteur réglable  
 Altura ajustable

**3/ BRACCIOLI ARMRESTS**

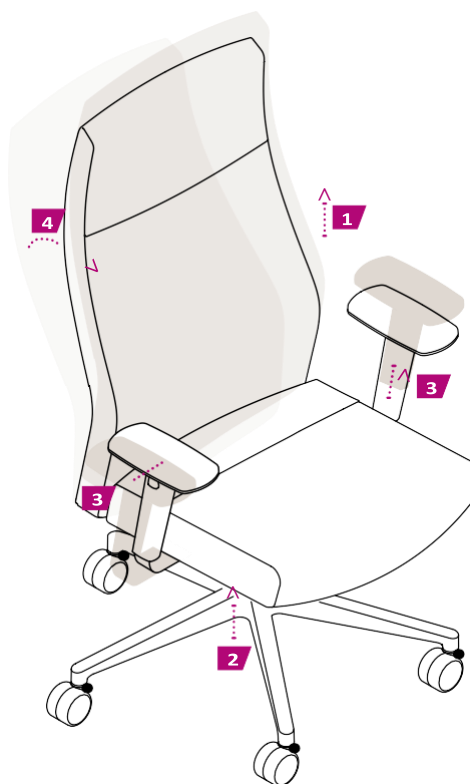
Regolabile in altezza e larghezza  
 Height and width adjustable  
 Hauteur et largeur réglable  
 Altura y anchura ajustable

**2/ SEDILE SEAT**

Regolabile in altezza  
 Height adjustable  
 Réglable en hauteur  
 Altura regulables

**4/ MECCANISMO MECHANISM**

Synchro regolazione tensione,  
 blocco antiritorno  
 Synchro with tension adjustment,  
 anti-return lock  
 Synchro avec réglage de la  
 tension, verrouillage anti-retour.  
 Synchro con ajuste de tensión,  
 bloqueo anti-retorno



# La nuova versione in nero dal design sempre elegante.

The new black version always in a timelessly elegant design.

La nouvelle version en noir avec un design toujours élégant.

La nueva versión en negro con un diseño siempre elegante.

## GH Tappezzeria liscia

Plain upholstery  
Tapiserie simple  
Tapicería simple

## GL Tappezzeria con cuscino

Padded upholstery  
Tapiserie rembourrée  
Tapicería con cojín

TAPPEZZERIA LISCIA  
PLAIN UPHOLSTERY



BRACCIOLO IN ALLUMINIO  
CON APPOGGIO IMBOTTITO  
ALUMINIUM PADDED  
ARMREST



Nero/lucido  
Black/polished  
Noir/poli  
Negro/pulido



BASE ALLUMINIO  
ALUMINIUM BASE



Nero/lucido  
Black/polished  
Noir/poli  
Negro/pulido

GLSWL

DIREZIONALI ~ EXECUTIVE

# MAEVA GUEST CHAIR



GH06L

Seduta per ospiti dalle linee pure ed eleganti che le conferiscono agilità e dinamismo.



GH2VL

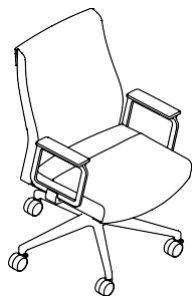
Guest chair with pure and elegant design. It looks flexible and dynamic with its slim-line figure.

Chaise d'accueil qui offre une esthétique épurée et élégante. La finesse de ses lignes lui donne agilité et dynamisme.

Silla para huéspedes que presenta formas de una elegancia máxima. Con su porte esbelto, refleja agilidad y espíritu deportivo.







**GLO7L**

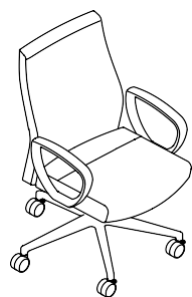
L: 680  
P: 680  
HT: 1000/1190  
HS: 420/540  
HB: 620/740



**BRACCIOLA AD ANELLO  
IN POLIURETANO  
RING-SHAPED  
POLYURETHANE ARMREST**

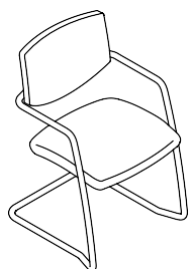


Nero  
Black  
Noir  
Negro



**GH06L**

L: 680  
P: 680  
HT: 1000/1190  
HS: 420/540  
HB: 610/730



**GH2VL**

L: 560  
P: 590  
HT: 810  
HS: 440  
HB: 620

**IMPILABILE  
STACKABLE**

**BASE CANTILEVER  
CANTILEVER BASE**



Nero/lucido  
Black/polished  
Noir/poli  
Negro/pulido



# La nuova versione in nero dal design sempre elegante.

The new black version always in a timelessly elegant design.

La nouvelle version en noir avec un design toujours élégant.

La nueva versión en negro con un diseño siempre elegante.

## **GH** Tappezzeria liscia

Plain upholstery

Tapiserie simple

Tapicería simple

## **GL** Tappezzeria con cuscino

Padded upholstery

Tapiserie rembourrée

Tapicería con cojín

## **TAPPEZZERIA LISCIA** **PLAIN UPHOLSTERY**



## **BRACCIOLO IN ALLUMINIO** **CON APPOGGIO IMBOTTITO** **ALUMINIUM PADDED** **ARMREST**



**Nero/lucido**  
Black/polished  
Noir/poli  
Negro/pulido

## **SEDILE SEAT**

**Regolabile in altezza**  
Height adjustable  
Réglable en hauteur  
Altura regulables



## **BASE PLASTICA** **PLASTIC BASE**



**Nero**  
Black  
Noir  
Negro

## **BASE GIREVOLE ALLUMINIO** **ALUMINIUM SWIVEL BASE**



**Nero/lucido**  
Black/polished  
Noir/poli  
Negro/pulido



DIREZIONALI ~ EXECUTIVE

# UNION EXECUTIVE ARMCHAIR



U5C6B



U3D6L

Ricercatezza di materiali per una seduta dal design intramontabile, che trova naturale impiego negli ambienti di lavoro che vivono l'atmosfera delle occasioni importanti.

High end materials for a chair featuring a timeless design, which fits perfectly for executives and representatives business environments.

Matériaux raffinées pour une chaise avec un design sans âge, qui trouve son utilisation naturelle dans les ambiances de travail qui vivent l'atmosphère des occasions importantes.

Materiales de alta calidad para una silla con un diseño temporal, que encuentra su uso natural en entornos de trabajo de ocasiones importantes.



U3D8L

**SEDILE SEAT**

Regolabile in altezza  
Height adjustable  
Réglable en hauteur  
Altura regulables

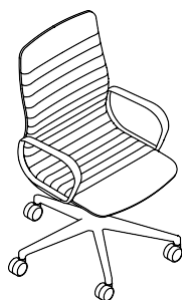
**MECCANISMO MECHANISM**

Oscillante con regolazione  
tensione, blocco antiritorno  
Tilting with tension adjustment,  
anti-return lock  
Pivotant avec réglage de la  
tension, verrouillage anti-retour  
Oscilante con ajuste de tensión,  
bloqueo anti-retorno



**U3D8L**

L: 680  
P: 680  
HT: 1180/1300  
HS: 420/540  
HB: 640/760



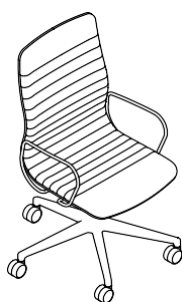
**U3D6L**

L: 680  
P: 680  
HT: 1020/1140  
HS: 420/540  
HB: 640/760



**U5C8B**

L: 680  
P: 680  
HT: 1180/1300  
HS: 420/540  
HB: 640/760



**U5C6B**

L: 680  
P: 680  
HT: 1020/1140  
HS: 420/540  
HB: 640/760



**U3  
BRACCIOLA ALLUMINIO  
ALUMINIUM ARMREST**



Bianco/nero/lucido  
White/black/polished  
Blanc/noir/poli  
Blanco/negro/pulido



**U5  
BRACCIOLA ACCIAIO  
STEEL ARMREST**



Bianco/nero/lucido  
White/black/polished  
Blanc/noir/poli  
Blanco/negro/pulido

**CERTIFICAZIONI CERTIFICATIONS**

**EN 1335** Tested by CATAS - Omologazione Ministeriale in Classe 1IM

# Classica e senza tempo

Classic and timeless.  
Classique et intemporel.  
Diseño clásico y atemporal.

**U3** Braccioli e base in alluminio  
Aluminium armrests and base  
Accourdois et plètement en aluminium  
Preposabrazos y base de aluminio

**U5** Braccioli in acciaio  
Steel armrests  
Accourdois en acier  
Reposabrazos en acero



**BRACCIOLO IN ACCIAIO**  
STEEL ARMREST

**BASE ALLUMINIO**  
ALUMINIUM BASE

<input type="checkbox"/>	<input type="checkbox"/>	<input type="checkbox"/>
--------------------------	--------------------------	--------------------------

Bianco/nero/lucido  
White/black/polished  
Blanc/noir/poli  
Blanco/negro/pulido

U3D6L

DIREZIONALI ~ EXECUTIVE

# UNION GUEST CHAIR



U 50 4 L

Discreta, ma con un tocco di brio, s'inserisce con facilità sia in ufficio che a casa.



U 51 P B

Understated, but with a fresh breeze, it fits both office and residential environment.

Un siège discret dont l'esthétique épurée s'intègre parfaitement dans les bureaux ou à la maison.

Discreta pero con nuevos aires, preparada por igual para los espacios de oficinas y los lugares de trabajo en el hogar.





U504B - U54GL - U51DC - U504L

# Una monoscocca imbottita in due diverse dimensioni, una per ogni bisogno

An upholstered shell in two different dimensions, suitable for any need.

Une monocoque rembourrée en deux dimensions différentes, une pour chaque besoin.

Un silla concha tapizada en dos tamaños diferentes, uno para cada necesidad.

Base fissa  
Fixed base



U 5 2 Q N

**U3 Braccioli e base in alluminio**  
Aluminium armrests and base  
Accourdois et plètement en aluminium  
Preposabrazos y base de aluminio

**U5 Braccioli in acciaio**  
Steel armrests  
Accourdois en acier  
Reposabrazos en acero

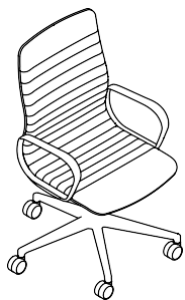
Base girevole  
Swivel base



**U54GL**

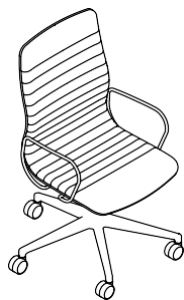
**SCHIENALE MEDIO | BASE GIREVOLE 5 RAZZE**  
**MEDIUM BACKREST | 5 STARS SWIVEL BASE**

 Alluminio / Aluminium



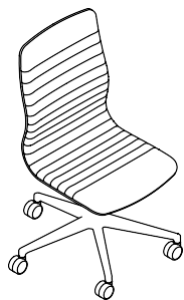
**U306L**

L: 680  
 P: 680  
 HT: 1020/1140  
 HS: 420/540  
 HB: 640/760



**U506L**

L: 680  
 P: 680  
 HT: 1020/1140  
 HS: 420/540  
 HB: 640/760



**U505L**

L: 680  
 P: 680  
 HT: 1020/1140  
 HS: 420/540

**BASE GIREVOLE 5 RAZZE**  
**5 STARS SWIVEL BASE**

 Alluminio / Aluminium



**U304L**

L: 680  
 P: 680  
 HT: 820/940  
 HS: 420/540  
 HB: 640/760



**U504L**

L: 680  
 P: 680  
 HT: 820/940  
 HS: 420/540  
 HB: 640/760



**U503L**

L: 680  
 P: 680  
 HT: 820/940  
 HS: 420/540

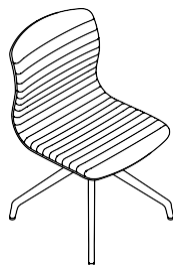
**BASE GIREVOLE 4 RAZZE**  
**4 STARS SWIVEL BASE**

 Alluminio / Aluminium  Plastica / Plastic



**U54GL**

L: 520  
 P: 560  
 HT: 810  
 HS: 450  
 HB: 640



**U53GN**

L: 520  
 P: 560  
 HT: 810  
 HS: 450

**BASE A ZAVORRA GIREVOLE**  
SWIVEL BALLAST BASE

 Alluminio / Aluminium  Metallo / Metal



**U32DC**

L: 520  
P: 610  
HT: 820  
HS: 420  
HB: 640

**U52DC**

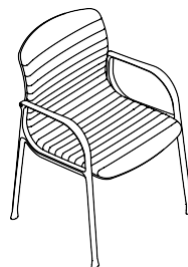
L: 520  
P: 610  
HT: 820  
HS: 420  
HB: 640

**U51DC**

L: 520  
P: 610  
HT: 820  
HS: 420

**BASE FISSA 4 GAMBE**  
4 LEGS FIXED BASE

   Alluminio / Aluminium

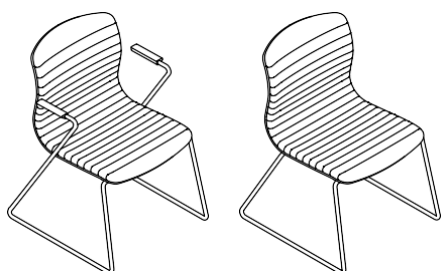


**U32TB**

L: 585  
P: 590  
HT: 780  
HS: 420  
HB: 640

**BASE FISSA**  
SLED BASE

   Metallo / Metal



**U52QN**

L: 520  
P: 610  
HT: 820  
HS: 420  
HB: 680

**U51PB**

L: 520  
P: 610  
HT: 820  
HS: 420

**FINITURE BASI**  
BASES FINISHES



RAL 9003  
Plastica  
Plastic



RAL 9017  
Plastica  
Plastic



RAL 9003  
Alluminio  
Aluminium



RAL 9017  
Alluminio  
Aluminium



Alluminio lucido  
Polished Aluminium



RAL 9003  
Metallo  
Metal



RAL 9017  
Metallo  
Metal



Metallo cromato  
Chromed metal

**DOTAZIONI MECCANICHE:**  
MECHANICAL FEATURES:

**BASE 5 RAZZE REGOLABILE IN ALTEZZA**  
5 STARS HEIGHT ADJUSTABLE BASE

**MECCANISMO OSCILLANTE**  
TILTING MECHANISM

**SEDILE GIREVOLE CON COLONNA AUTOALLINEANTE**  
SWIVEL SEAT WITH SELF-ALIGNING COLUMN

**CERTIFICAZIONI** CERTIFICATIONS  
EN 16139 | EN 1022 | EN 1728

Tested by CATAS - Omologazione Ministeriale in Classe 11M



DIREZIONALI ~ EXECUTIVE

# AQABA

## EXECUTIVE ARMCHAIR



AQCDX



AQCFX

Dimensioni, comfort e prestazioni sono le parole chiave di questa serie di sedute direzionali che si caratterizzano per l'ottimo rapporto qualità/prezzo.

Size, comfort and performance are the key words to describe this range of quality-price ratio executive chairs.

Dimensions, confort et performance sont les points de force de cette gamme de fauteuils de direction au prix très compétitive.

Volumen, comodidad y rendimiento son las palabras clave de esta nueva gama de sillones de dirección con precio muy estudiado.

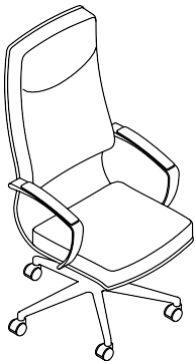


**SEDILE SEAT**

Regolabile in altezza  
Height adjustable  
Réglable en hauteur  
Altura regulables

**MECCANISMO MECHANISM**

Oscillante con regolazione  
tensione, blocco antiritorno  
Tilting with tension adjustment,  
anti-return lock  
Pivotant avec réglage de la  
tension, verrouillage anti-retour  
Oscilante con ajuste de tensión,  
bloqueo anti-retorno



**AQCDX**

L: 680  
P: 680  
HT: 1120/1240  
HS: 420/540  
HB: 640/740



**AQCFX**

L: 680  
P: 680  
HT: 950/1070  
HS: 420/540  
HB: 640/740



**CERTIFICAZIONI CERTIFICATIONS**

EN 1335 Tested by CATAS

**AQCFX**

# Eleganza classica e senza tempo

Classic and timeless elegance.

Élégance classique et intemporelle.

Elegancia clásica y atemporal.

**POGGIATESTA IMBOTTITO**  
UPHOLSTERED HEADREST



**BRACCIOLO IN ALLUMINIO  
CON APPOGGIO RIVESTITO**  
ALUMINIUM ARMREST WITH  
UPHOLSTERED PAD

AQCDX

DIREZIONALI ~ EXECUTIVE

# AQABA

## GUEST CHAIR



AQOFX

Seduta ospiti dalle linee contemporanee che offre un comfort rassicurante.



AQ2VL

Guest chair with a modern design, offering a reassuring comfort.

Chaise d'accueil avec des lignes nettes et contemporaines qui offre un confort rassurant.

Silla de recepción con líneas nítidas y contemporáneas que ofrece comodidad reconfortante







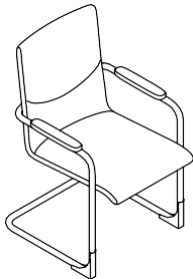
**AQOFX**

L: 680  
P: 680  
HT: 950/1070  
HS: 420/540  
HB: 620/740



**AQO5X**

L: 680  
P: 680  
HT: 950/1070  
HS: 420/540



**AQ2VL**

L: 560  
P: 640  
HT: 910  
HS: 450  
HB: 630

**SEDILE SEAT**

Regolabile in altezza  
Height adjustable  
Réglable en hauteur  
Altura regulables



**APPOGGIO BRACCIOLO  
IMBOTTITO E RIVESTITO  
UPHOLSTERED ARM-CAPS**



**CERTIFICAZIONI** CERTIFICATIONS  
EN 16139 | EN 1022 | EN 1728 Tested by CATAS

**AQ2VL**

# Eleganza classica e senza tempo

Classic and timeless elegance.

Élégance classique et intemporelle.

Elegancia clásica y atemporal.



**BRACCIOLO IN ALLUMINIO  
CON APPOGGIO RIVESTITO**  
ALUMINIUM ARMREST WITH  
UPHOLSTERED PAD



AQOFX

DIREZIONALI ~ EXECUTIVE

# KIRUNA

## EXECUTIVE ARMCHAIR



KLDWL



KID7L

Questa seduta direzionale, dall'eleganza sobria e senza tempo, vanta proporzioni generose ed esprime una personalità potente.

This timeless and simply elegant executive chair boasts generous proportions and expresses a powerful personality.

Avec l'élégance sobre et intemporelle et proportions généreuses, ce modèle manifeste une personnalité puissante

Este sillón de dirección es un objeto con una imagen atemporal, con grandes volúmenes, con fuerte personalidad, otorgándole elegancia y sobriedad.





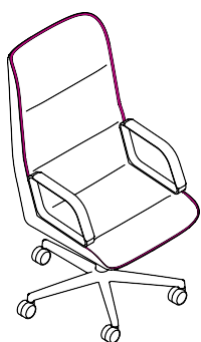


**SEDILE SEAT**

Regolabile in altezza  
Height adjustable  
Réglable en hauteur  
Altura regulables

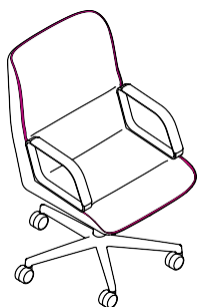
**MECCANISMO MECHANISM**

Oscillante con regolazione  
tensione, blocco antiritorno  
Tilting with tension adjustment,  
anti-return lock  
Pivotant avec réglage de la  
tension, verrouillage anti-retour  
Oscilante con ajuste de tensión,  
bloqueo anti-retorno



**KLDWL/KIDDX**

L: 680  
P: 680  
HT: 1150/1250  
HS: 420/520  
HB: 650/750



**KID7L**

L: 680  
P: 680  
HT: 930/1030  
HS: 420/520  
HB: 650/750



**CERTIFICAZIONI CERTIFICATIONS**  
EN 1335 Tested by CATAS

**KLDWL**

# Un profilo che fa la differenza.

A trim that makes the difference.

Un profil qui fait la différence.

Un perfil que marca la diferencia.

## KI Profilo grigio

Grey trim  
Profil gris  
Perfil gris

## KL Profilo in tinta


Plain trim  
Profil dans teinte  
Perfil en tinte



### BRACCIOLO IN ALLUMINIO ALUMINIUM ARMREST



Nero/lucido  
Black/polished  
Noir/poli  
Negro/pulido



### PROFILO A CONTRASTO COLOR CONTRASTING TRIM



### BASE ALLUMINIO ALUMINIUM BASE



Nero/lucido  
Black/polished  
Noir/poli  
Negro/pulido

KID7L

DIREZIONALI ~ EXECUTIVE

# KIRUNA GUEST CHAIR



K103L

I contorni morbidamente scolpiti e le generose proporzioni promettono un ottimo comfort di seduta.

The gently sculpted contours and generous proportions promise outstanding sitting comfort.

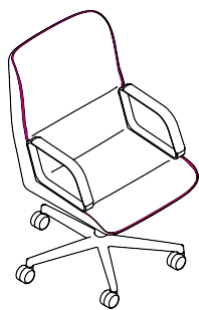


K12VL

Ses contours délicatement sculptés et ses proportions généreuses promettent un confort optimal.


Los contornos suavemente esculpidos y las proporciones generosas prometen una optima comodidad.





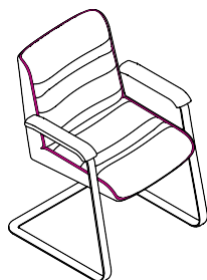
**KIO7L/KIOFX**

L: 680  
P: 680  
HT: 1020/1130  
HS: 420/530  
HB: 650/750



**KIO3L**

L: 680  
P: 680  
HT: 860/970  
HS: 420/530



**K12VL**

L: 605  
P: 650  
HT: 865  
HS: 440  
HB: 635



**CERTIFICAZIONI** CERTIFICATIONS  
EN 16139 | EN 1022 | EN 1728  
Tested by CATAS

**K12VL**



# Un profilo che fa la differenza.

A trim that makes the difference.

Un profil qui fait la différence.

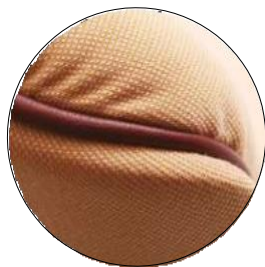
Un perfil que marca la diferencia.

## KI Profilo grigio

Grey trim  
Profil gris  
Perfil gris

## KL Profilo in tinta

Plain trim  
Profil dans teinte  
Perfil en tinte



**PROFILO A CONTRASTO**  
COLOR CONTRASTING TRIM



**BRACCIOLO IN ALLUMINIO**  
ALUMINIUM ARMREST

■ ■  
Nero/lucido  
Black/polished  
Noir/poli  
Negro/pulido



**BASE ALLUMINIO**  
ALUMINIUM BASE

■ ■  
Nero/lucido  
Black/polished  
Noir/poli  
Negro/pulido

K107L



**OPERATIVE** TASK

ASSIA EV	84
EXPO LIGHT LR/LI	88
EXPO LIGHT QX/LX E IQ/IX	92
EXPO LIGHT GUEST	96
BURSA EVO RETE	100
BURSA EVO IMBOTTITA	104
BURSA EVO AIR	108
BURSA RETE	112
AVILA BURSA	116
MOREA COMFORT	120
MOREA COMFORT GUEST	124
LYBRA	128

OPERATIVE ~ TASK

# ASSIA EV

## ADVANCED SWIVEL CHAIR



**EBSID**

Postura sempre sana e confortevole anche in caso di utilizzo da parte di utenti diversi.



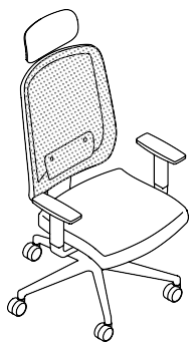
**ENSIL**

A comfortable and healthy posture for each user.

Une posture confortable et saine pour différents types d'utilisateurs.

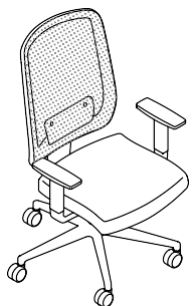
Una postura cómoda y saludable para diferentes tipos de usuarios.





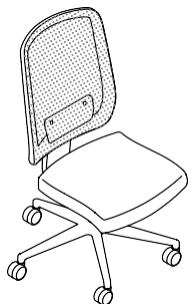
**EBTZD/ENSZD**

L: 680  
 P: 680  
 HT: 1260/1460  
 HS: 420/540  
 HB: 600/820



**EBTID/ENSID**

L: 680  
 P: 680  
 HT: 1060/1260  
 HS: 420/540  
 HB: 600/820



**EBE5D/ENE5D**

L: 680  
 P: 680  
 H: 106/1260  
 HS: 420/540

**1/ POGGIATESTA HEADREST**

Regolabile in altezza e inclinazione  
 Tilting and height adjustable  
 Inclinaison et réglage en hauteur  
 Inclinação y altura regulables

**2/ SCHIENALE BACKREST**

Regolabile in altezza  
 Height adjustable  
 Hauteur réglable

Altura ajustable

**3/ SEDILE SEAT**

Regolabile in altezza e profondità  
 Height and depth adjustable  
 Réglable en hauteur et en profondeur  
 Altura y profundidad regulables

**4/ MECCANISMO MECHANISM**

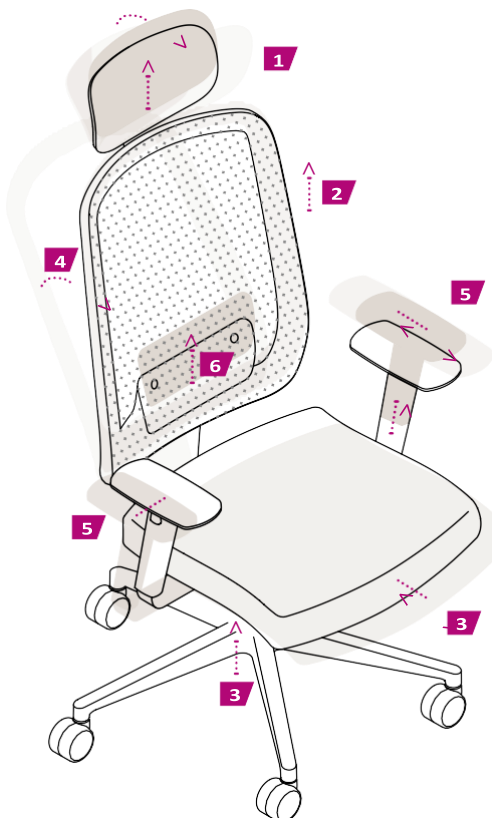
Synchro regolazione tensione, blocco antiritorno  
 Synchro with tension adjustment, anti-return lock  
 Synchro avec réglage de la tension, verrouillage anti-retour.  
 Synchro con ajuste de tensión, bloqueo anti-retorno

**5/ BRACCIOLI ARMRESTS**

Regolabile in altezza/larghezza/profondità, appoggio orientabile  
 Height/width/depth adjustable, pivoting arm-cap  
 Hauteur/largeur/profondeur réglable, capuchon pivotant  
 Altura/anchura/profundidad ajustable, brazo giratorio-tapa

**6/ LOMBARE LUMBAR**

Regolabile in altezza  
 Height adjustable  
 Hauteur réglable  
 Altura ajustable



**CERTIFICAZIONI CERTIFICATIONS**

D.L. 81/08 | EN 1335 Tested by CATAS  
 Omologazione Ministeriale in Classe 1IM

# Molteplici funzioni ergonomiche di facile regolazione.

Various and easy to set ergonomic functions.

Fonctions ergonomiques diverses et faciles à régler.

Varias y fáciles de configurar funciones ergonómicas.

**EN** Plastica nera  
Black plastic  
Plastique noir  
Plástico negro

**EB** Plastica bianca  
White plastic  
Plastique blanc  
Plástico blanco



**LOMBARE**  
**LUMBAR**



Grigio  
Grey  
Gris  
Gris



**EN**  
**PLASTICA NERA**  
**BLACK PLASTIC**

**BASE PLASTICA**  
**PLASTIC BASE**



Bianco/nero  
White/black  
Blanc/noir  
Blanco/negro

**BASE ALLUMINIO**  
**ALUMINIUM BASE**



Bianco/nero/lucido  
White/black/polished  
Blanc/noir/poli  
Blanco/negro/pulido

**EBSZD**



OPERATIVE ~ TASK

# EXPO LIGHT LR/LI

## ADVANCED SWIVEL CHAIR



LRS MX



PIS XX

L'eleganza dell'alluminio caratterizza questa collezione, unica per design, innovazione e comfort.

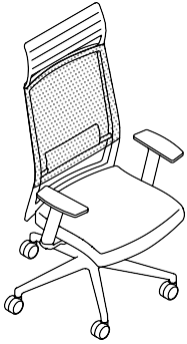
The elegance of aluminum characterizes this collection, unique in design, innovation and comfort.

L'élégance de l'aluminium caractérise cette collection, unique en termes de design, d'innovation et de confort.

La elegancia del aluminio caracteriza esta colección, única en diseño, innovación y confort.



LIS5X - LRSMX - LRSXX



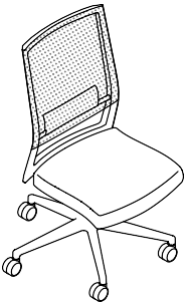
**LRSXX**

L: 680  
P: 680  
H: 1230/1350  
HS: 420/540



**LRSMX**

L: 680  
P: 680  
H: 1010/1130  
HS: 420/540



**LRS5X**

L: 680  
P: 680  
H: 1010/1130  
HS: 420/540

**1/ LOMBARE LUMBAR**

Regolabile in altezza  
Height adjustable  
Hauteur réglable  
Altura ajustable

**3/ BRACCIOLI ARMRESTS**

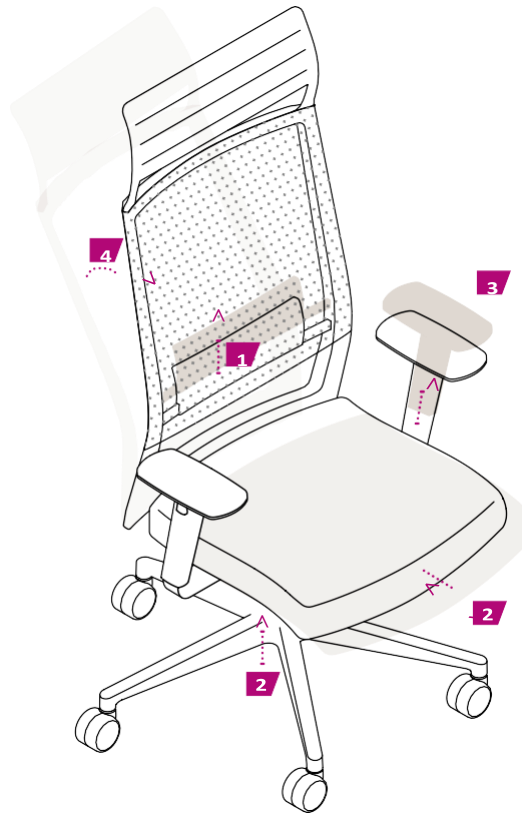
Regolabile in altezza  
Height adjustable  
Hauteur réglable  
Altura ajustable

**2/ SEDILE SEAT**

Regolabile in altezza e profondità  
Height and depth adjustable  
Réglable en hauteur et en  
profondeur  
Altura y profundidad regulables

**4/ MECCANISMO MECHANISM**

Synchro regolazione tensione,  
blocco antiritorno  
Synchro with tension adjustment,  
anti-return lock  
Synchro avec réglage de la  
tension, verrouillage anti-retour.  
Synchro con ajuste de tensión,  
bloqueo anti-retorno



**CERTIFICAZIONI CERTIFICATIONS**

D.L. 81/08 | EN 1335 Tested by CATAS  
Serie LI: Omologazione Ministeriale in Classe 11M

# Il comfort ideale per le lunghe giornate lavorative.

Ideal comfort for long working days.

Le confort idéal pour les longues journées de travail.

El confort ideal para largas jornadas de trabajo.

## LR Schienale in rete

Mesh backrest  
Dossier résille  
Respaldo de malla

## LI Schienale imbottito

Padded backrest  
Dossier rembourré  
Respaldo acolchado

**SCHIENALE POGGIATESTA  
IMBOTTITO**  
PADDED BACKREST  
AND HEADREST



**LOMBARE**  
LUMBAR



**FINITURE IN ALLUMINIO**  
ALUMINIUM FINISHES

Lucido  
Polished  
Poli  
Pulido

**LRSXX**

OPERATIVE ~ TASK

# EXPO LIGHT QX/LX E IQ/IX ADVANCED SWIVEL CHAIR



IXSIL



LXTZX

Che si scelga la classica versione imbottita o la variante in rete, ogni modello colpisce per design, innovazione e comfort.

Whether you choose the classic upholstered version or the mesh version, each model impresses with design, innovation and comfort.

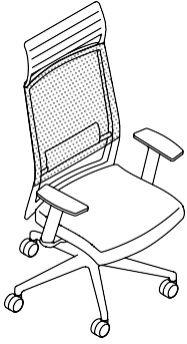
Que vous choisissiez la version rembourrée classique ou la variante en maille, chaque modèle impressionne par son design, son innovation et son confort.

Ya sea que elija la versión acolchada clásica o la variante de malla, cada modelo impresiona por su diseño, innovación y comodidad.



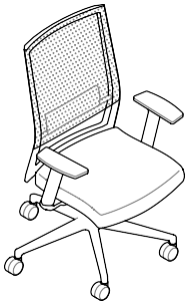






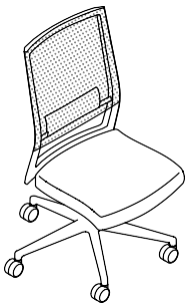
**LXTZX**

L: 680  
P: 680  
H: 1230/1350  
HS: 420/540



**LXSIL**

L: 680  
P: 680  
H: 1010/1130  
HS: 420/540



**LXS5L**

L: 680  
P: 680  
H: 1010/1130  
HS: 420/540

**1/ LOMBARE LUMBAR**

Regolabile in altezza  
Height adjustable  
Hauteur réglable  
Altura ajustable

**2/ SEDILE SEAT**

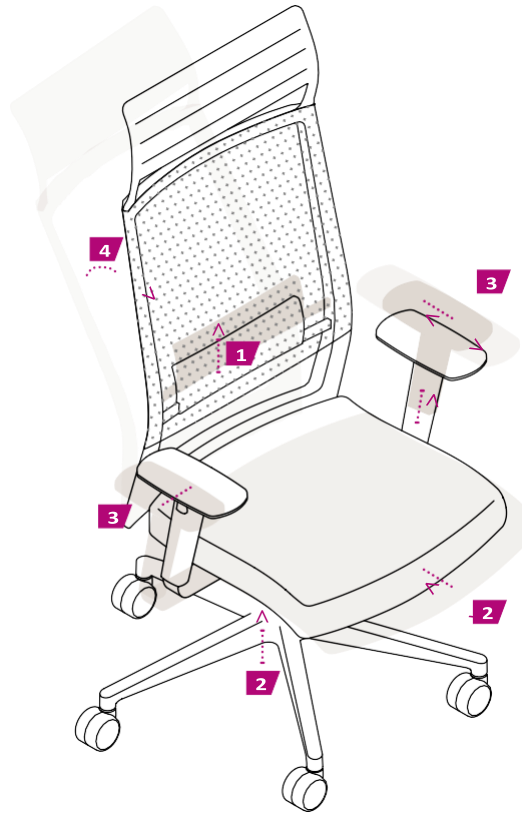
Regolabile in altezza e profondità  
Height and depth adjustable  
Réglable en hauteur et en profondeur  
Altura y profundidad regulables

**3/ BRACCIOLI ARMRESTS**

Regolabile in altezza/larghezza/  
profondità, appoggio orientabile  
Height/width/depth adjustable,  
pivoting arm-cap  
Hauteur/largeur/profondeur  
réglable, capuchon pivotant  
Altura/anchura/profundidad  
ajustable, brazo giratorio-tapa

**4/ MECCANISMO MECHANISM**

Synchro regolazione tensione,  
blocco antiritorno  
Synchro with tension adjustment,  
anti-return lock  
Synchro avec réglage de la  
tension, verrouillage anti-retour.  
Synchro con ajuste de tensión,  
bloqueo anti-retorno



**CERTIFICAZIONI CERTIFICATIONS**

D.L. 81/08 | EN 1335 Tested by CATAS  
Serie IX/IQ: Omologazione Ministeriale in Classe 11M

# Il comfort ideale per le lunghe giornate lavorative.


Ideal comfort for long working days.

Le confort idéal pour les longues journées de travail.

El confort ideal para largas jornadas de trabajo.

**LX/QX** Schienale in rete  
Mesh backrest  
Dossier résille  
Respaldo de malla

**IX/IQ** Schienale imbottito  
Padded backrest  
Dossier rembourré  
Respaldo acolchado



**LOMBARE**  
LUMBAR



**SCHIENALE IMBOTTITO**  
PADDED BACKREST

**BASE PLASTICA**  
PLASTIC BASE

■  
Nero  
Black  
Noir  
Negro

**BASE ALLUMINIO**  
ALUMINIUM BASE

■ ■  
Nero/lucido  
Black/polished  
Noir/poli  
Negro/pulido

L X T Z X

OPERATIVE ~ TASK

# EXPO LIGHT GUEST CHAIR



QXOND

Design contemporaneo e comfort, ideale per ospiti e sale riunioni.



LX2VL

Contemporary design and comfort, ideal for guests and meeting rooms.

Design contemporain et confort, idéal pour les clients et les salles de réunion.

Diseño contemporáneo y confort, ideal para huéspedes y salas de reuniones.



**SEDILE SEAT**

Regolabile in altezza  
Height adjustable  
Réglable en hauteur  
Altura regulables

**BASE GIREVOLE ALLUMINIO  
ALUMINIUM SWIVEL BASE**



Nero/lucido  
Black/polished  
Noir/poli  
Negro/pulido

**BASE PLASTICA  
PLASTIC BASE**

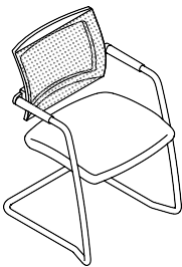


Nero  
Black  
Noir  
Negro



**QXOND/LXOEX**

L: 680  
P: 680  
H: 850/970  
HS: 4207540



**LX2VL/LX2VN**

L: 560  
P: 620  
H: 820  
HS: 440





# Comfort e praticità senza rinunciare all'eleganza.

Comfort and functionality along with elegance.

Confort et praticité sans renoncer à l'élégance.

Confort y practicidad sin renunciar a la elegancia.



**BASE CANTILEVER**  
CANTILEVER BASE



Nero/lucido  
Black/polished  
Noir/poli  
Negro/pulido

**IMPILABILE**  
STACKABLE

LX2VL



OPERATIVE ~ TASK

# BURSA EVO RETE

## ADVANCED SWIVEL CHAIR



RETEL

Nella versione in rete, è moderna, ergonomica e versatile, si adatta ad ogni utente grazie alle diverse componenti disponibili.

The mesh version is modern, ergonomic and versatile, it fits to any user thanks to the different components available.



RBS5B

Dans la version en réseau, elle est moderne, ergonomique et polyvalente, elle s'adapte à chaque utilisateur grâce aux différents composants disponibles.

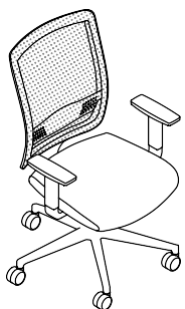
En la versión en red, es moderna, ergonómica y versátil, se adapta a cada usuario gracias a los diferentes componentes disponibles.





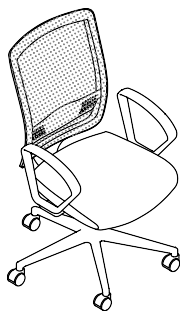
**RISKL**

L: 680  
 P: 680  
 HT: 1200/1320  
 HS: 420/540  
 HB: 610/825



**RESID/RBSVB**

L: 680  
 P: 680  
 HT: 1045/1165  
 HS: 420/540  
 HB: 610/825



**RES6D**

L: 680  
 P: 680  
 HT: 1045/1165  
 HS: 420/540  
 HB: 630/750

**1/ POGGIATESTA HEADREST**

Regolabile in altezza e inclinazione  
 Tilting and height adjustable  
 Inclinaison et réglage en hauteur  
 Inclinación y altura regulables

**2/ SEDILE SEAT**

Regolabile in altezza e profondità  
 Height and depth adjustable  
 Réglable en hauteur et en profondeur  
 Altura y profundidad regulables

**3/ MECCANISMO MECHANISM**

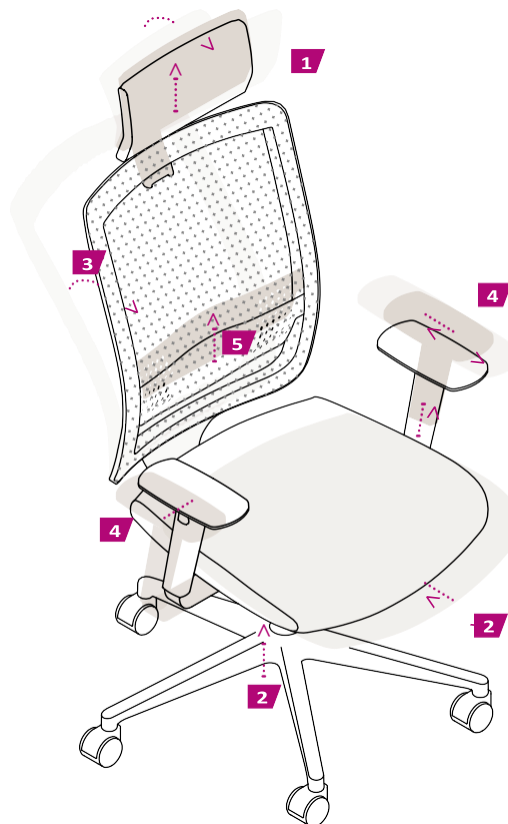
Synchro regolazione tensione, blocco antiritorno  
 Synchro with tension adjustment, anti-return lock  
 Synchro avec réglage de la tension, verrouillage anti-retour.  
 Synchro con ajuste de tensión, bloqueo anti-retorno

**4/ BRACCIOLI ARMRESTS**

Regolabile in altezza/larghezza/profondità, appoggio orientabile  
 Height/width/depth adjustable, pivoting arm-cap  
 Hauteur/largeur/profondeur réglable, capuchon pivotant  
 Altura/anchura/profundidad ajustable, brazo giratorio-tapa

**5/ LOMBARE LUMBAR**

Regolabile in altezza  
 Height adjustable  
 Hauteur réglable  
 Altura ajustable



**CERTIFICAZIONI CERTIFICATIONS**  
 D.L. 81/08 | EN 1335 Tested by CATAS  
 Omologazione Ministeriale in Classe 11M

# Una postura sana e confortevole grazie al a sagomatura ergonomica dello schienale.


A healthy and comfortable posture thanks to the ergonomic shape of the backrest.

Une posture saine et confortable grâce à la forme ergonomique du dossier.

Una postura sana y cómoda gracias a la forma ergonómica del respaldo.

**RE/RI** Plastica nera  
Black plastic  
Plastique noir  
Plástico negro

**RB** Plastica bianca  
White plastic  
Plastique blanc  
Plástico blanco



**LOMBARE**  
LUMBAR



**VERSIONE NERA**  
BLACK MODEL



**POGGIATESTA**  
HEADREST

**Imbottito e regolabile  
o flessibile**

Upholstered and height  
adjustable or flexible  
Appu-tête garni  
et réglable ou flexible  
cabecera acolchada y  
regulable o flexible

**Disponibile solo in nero**  
Only available in black.  
Uniquement disponible  
en noir  
Disponibile solo en negro

**BASE PLASTICA**  
PLASTIC BASE



**Bianco/nero**  
White/black  
Blanc/noir  
Blanco/negro

**BASE ALLUMINIO**  
ALUMINIUM BASE



**Bianco/nero/lucido**  
White/black/polished  
Blanc/noir/poli  
Blanco/negro/pulido

**RBSVB**

OPERATIVE ~ TASK

# BURSA EVO IMBOTTITA

## ADVANCED SWIVEL CHAIR



IBS5B

Nella versione imbottita, è classica, ergonomica e versatile, si adatta ad ogni ambiente.

In the padded version, it is classic, ergonomic and versatile, it adapts to any environment.



IESIL

Dans la version rembourrée, elle est classique, ergonomique et polyvalente, elle s'adapte à tous les environnements.

En la versión acolchada, es clásica, ergonómica y versátil, se adapta a cualquier ambiente.







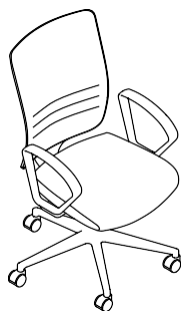
**IISKX**

L: 680  
 P: 680  
 HT: 1200/1320  
 HS: 420/540  
 HB: 610/825



**IESIL/IBSVB**

L: 680  
 P: 680  
 HT: 1045/1165  
 HS: 420/540  
 HB: 610/825



**IES6L**

L: 680  
 P: 680  
 HT: 1045/1165  
 HS: 420/540  
 HB: 630/750

**1/ POGGIATESTA HEADREST**

Regolabile in altezza e inclinazione  
 Tilting and height adjustable  
 Inclinaison et réglage en hauteur  
 Inclinación y altura regulables

**4/ BRACCIOLI ARMRESTS**

Regolabile in altezza/larghezza/profondità, appoggio orientabile  
 Height/width/depth adjustable, pivoting arm-cap  
 Hauteur/largeur/profondeur réglable, capuchon pivotant  
 Altura/anchura/profundidad ajustable, brazo giratorio-tapa

**2/ SEDILE SEAT**

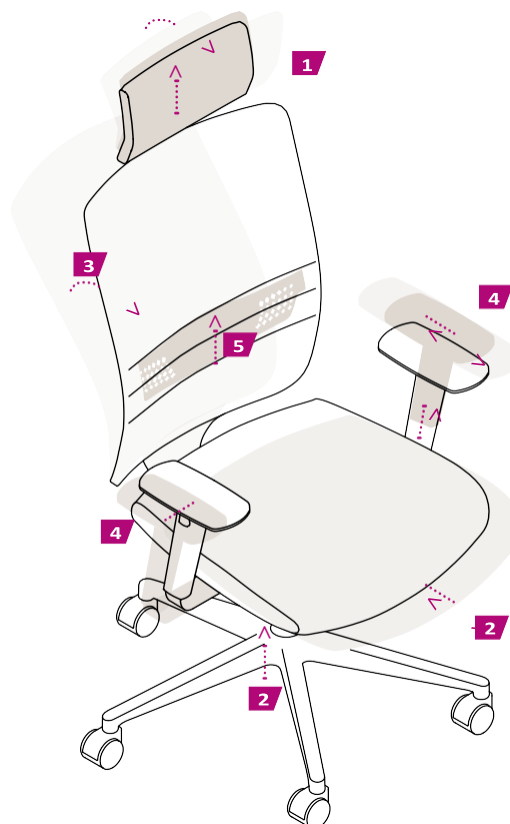
Regolabile in altezza e profondità  
 Height and depth adjustable  
 Réglable en hauteur et en profondeur  
 Altura y profundidad regulables

**5/ LOMBARE LUMBAR**

Regolabile in altezza  
 Height adjustable  
 Hauteur réglable  
 Altura ajustable

**3/ MECCANISMO MECHANISM**

Synchro regolazione tensione, blocco antiritorno  
 Synchro with tension adjustment, anti-return lock  
 Synchro avec réglage de la tension, verrouillage anti-retour.  
 Synchro con ajuste de tensión, bloqueo anti-retorno



# Una postura sana e confortevole grazie al a sagomatura ergonomica dello schienale.

A healthy and comfortable posture thanks to the ergonomic shape of the backrest.

Une posture saine et confortable grâce à la forme ergonomique du dossier.

Una postura sana y cómoda gracias a la forma ergonómica del respaldo.

**IE/II** Plastica nera  
Black plastic  
Plastique noir  
Plástico negro

**IB** Plastica bianca  
White plastic  
Plastique blanc  
Plástico blanco



## POGGIATESTA HEADREST

Imbottito e regolabile  
o flessibile

Upholstered and height  
adjustable or flexible  
Appu-tête garni  
et réglable ou flexible  
cabecera acolchad y  
regulable o flexible

Disponibile solo in nero  
Only available in black.  
Uniquement disponible  
en noir  
Disponibile solo en negro

## VERSIONE NERA BLACK MODEL



## LOMBARE LUMBAR



## BASE PLASTICA PLASTIC BASE



Bianco/nero  
White/black  
Blanc/noir  
Blanco/negro

## BASE ALLUMINIO ALUMINIUM BASE



Bianco/nero/lucido  
White/black/polished  
Blanc/noir/poli  
Blanco/negro/pulido

OPERATIVE ~ TASK

# BURSA AIR

## ADVANCED SWIVEL CHAIR



ANEID



ANTZX

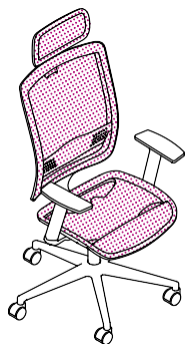
Il rivestimento in rete portante e ignifuga permette all'aria ed al calore corporeo di passare attraverso il sedile e lo schienale, contribuendo a mantenere confortevole e costante la temperatura.

The load-bearing fireproof mesh, both on the seat and on the backrest, makes the structure breathable and comfortable.

Le revêtement en résille porteuse, ignifugée et respirante, tant sur le siège que sur le dossier, il assure un confort durable.

La malla ignífuga de carga, tanto en el asiento como en el respaldo, hace que la estructura sea transpirable y cómoda.





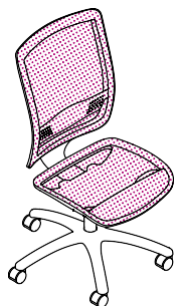
**ANTZX**

L: 680  
 P: 680  
 HT: 1200/1320  
 HS: 420/540  
 HB: 610/825



**ANEID**

L: 680  
 P: 680  
 HT: 1045/1165  
 HS: 420/540  
 HB: 630/750



**ANESD**

L: 680  
 P: 680  
 HT: 1045/1165  
 HS: 420/540

**1/ POGGIATESTA HEADREST**

Regolabile in altezza e inclinazione  
 Tilting and height adjustable  
 Inclinaison et réglage en hauteur  
 Inclinaición y altura regulables

**2/ SEDILE SEAT**

Regolabile in altezza e profondità  
 Height and depth adjustable  
 Réglable en hauteur et en profondeur  
 Altura y profundidad regulables

**3/ MECCANISMO MECHANISM**

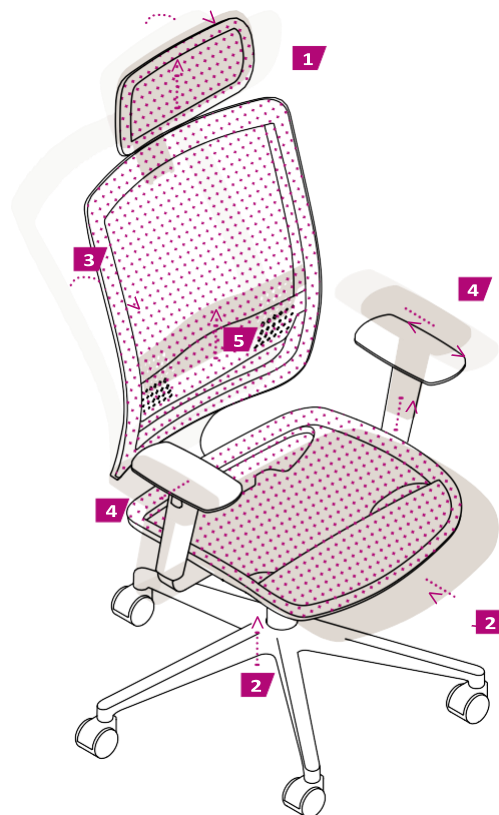
Synchro regolazione tensione, blocco antiritorno  
 Synchro with tension adjustment, anti-return lock  
 Synchro avec réglage de la tension, verrouillage anti-retour.  
 Synchro con ajuste de tensión, bloqueo anti-retorno

**4/ BRACCIOLI ARMRESTS**

Regolabile in altezza/larghezza/profondità, appoggio orientabile  
 Height/width/depth adjustable, pivoting arm-cap  
 Hauteur/largeur/profondeur réglable, capuchon pivotant  
 Altura/anchura/profundidad ajustable, brazo giratorio-tapa

**5/ LOMBARE LUMBAR**

Regolabile in altezza  
 Height adjustable  
 Hauteur réglable  
 Altura ajustable



**CERTIFICAZIONI CERTIFICATIONS**  
 D.L. 81/08 | EN 1335 Tested by CATAS  
 Omologazione Ministeriale in Classe 1



# La leggerezza della rete favorisce il comfort termico ed ergonomico.

The mesh lightness allows a perfect ergonomic posture, ensuring an absolute wellbeing.

La légèreté de la résille garantit ergonomie et flexibilité, inspirant bien-être et simplicité.

La ligereza de la malla permite una postura ergonómica perfecta, asegurando un bienestar absoluto.


**13RP22** Rete portante nera  
Self-supporting black mesh  
Résille portante noire  
Malla resistente negra

**13RP21** Rete portante grigia  
Self-supporting grey mesh  
Résille portante grise  
Malla resistente gris



**POGGIATESTA**  
HEADREST

In rete e regolabile  
Adjustable mesh  
headrest  
Appu-tête en maille et  
réglable  
Reposacabezas en red y  
regulable



**LOMBARE**  
LUMBAR

**BASE PLASTICA**  
PLASTIC BASE



Nero  
Black  
Noir  
Negro

**BASE ALLUMINIO**  
ALUMINIUM BASE



Nero/lucido  
Black/polished  
Noir/poli  
Negro/pulido



**SEDILE IN RETE**  
MESH SEAT

OPERATIVE ~ TASK

# BURSA RETE

## STANDARD SWIVEL CHAIR



NGSID

Si caratterizza per la forma sagomata dello schienale in rete, progettato per offrire il massimo comfort di seduta.

It features a very attractive and distinctive curved mesh backrest, designed to provide maximum comfort.

Il dispose d'un dossier en maille incurvé très attrayant et distinctif, conçu pour offrir un maximum de confort.

Se distingue sobre todo por su precioso respaldo curvado de malla, estudiado para ofrecer un confort óptimo.



**SEDILE SEAT**

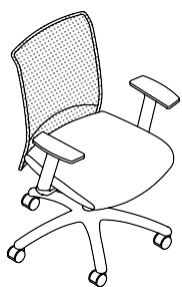
Regolabile in altezza  
Height adjustable  
Réglable en hauteur  
Altura regulables

**BRACCIOLI ARMRESTS**

Regolabile in altezza/larghezza  
Height/width adjustable  
Hauteur/largeur réglable  
Altura/anchura ajustable

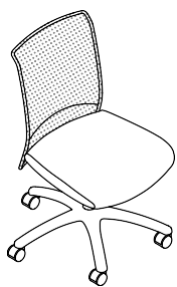
**MECCANISMO MECHANISM**

Synchro regolazione tensione,  
blocco antiritorno  
Synchro with tension adjustment,  
anti-return lock  
Synchro avec réglage de la  
tension, verrouillage anti-retour.  
Synchro con ajuste de tensión,  
bloqueo anti-retorno



**NNSID/NGSID**

L: 680  
P: 680  
HT: 1020/1210  
HS: 420/540  
HB: 610/825



**NNS5D**

L: 680  
P: 680  
HT: 1020/1210  
HS: 420/540



**CERTIFICAZIONI CERTIFICATIONS**  
D.L. 81/08 | EN 1335

**NGSID**



# Schienale leggero ed ergonomico in rete traspirante.

Lightweight and ergonomic backrest in breathable mesh.

Dossier léger et ergonomique en maille respirante.

Respaldo ligero y ergonómico en malla transpirable.

**NN** Plastica nera  
Black plastic  
Plastique noir  
Plástico negro

**NG** Plastica grigia  
Grey plastic  
Plastique gris  
Plástico gris



**BASE ALLUMINIO**  
ALUMINIUM BASE



**Nero/lucido/argento**  
Black/polished/silver  
Noir/poli/argent  
Negro/pulido/plateado

NNSID



OPERATIVE ~ TASK

# AVILA BURSA

## STANDARD SWIVEL CHAIR



BRSKD



BISID

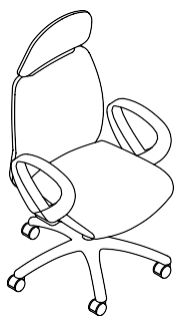
Schienale e sedile dalle forme generose ed avvolgenti, questo prodotto offre tutti i vantaggi della classica seduta da lavoro.

Wide back and seat with generous and wraparound shape. This product offers all the advantages of a standard office chair.

Assise et dossier volumineux et enveloppants, ce produit réunit tous les avantages d'une chaise de bureau standard.

Asiento y respaldo voluminosos y envolventes, este producto combina todas las ventajas de una silla de oficina estándar.





**GNS8D**

L: 680  
 P: 680  
 HT: 1140/1340  
 HS: 420/540  
 HB: 620/740

**POGGIATESTA HEADREST**

Regolabile in altezza e inclinazione  
 Tilting and height adjustable  
 Inclinaison et réglage en hauteur  
 Inclinación y altura regulables

**MECCANISMO MECHANISM**

Synchro regolazione tensione, blocco antiritorno  
 Synchro with tension adjustment, anti-return lock  
 Synchro avec réglage de la tension, verrouillage anti-retour.  
 Synchro con ajuste de tensión, bloqueo anti-retorno

**SCHIENALE BACKREST**

Regolabile in altezza  
 Height adjustable  
 Hauteur réglable

**BRACCIOLI ARMRESTS**

Regolabile in altezza e larghezza  
 Height and adjustable  
 Hauteur et largeur réglable  
 Altura y anchura ajustable

Altura ajustable

**SEDILE SEAT**

Regolabile in altezza  
 Height adjustable  
 Réglable en hauteur  
 Altura regulables



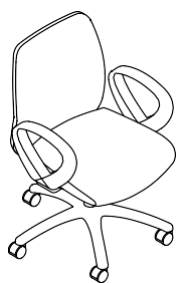
**BRSKD**

L: 680  
 P: 680  
 HT: 1100/1360  
 HS: 420/540  
 HB: 610/825



**BISID**

L: 680  
 P: 680  
 HT: 880/1080  
 HS: 420/540  
 HB: 610/825



**GNS6D**

L: 680  
 P: 680  
 HT: 880/1080  
 HS: 420/540  
 HB: 620/740



**BNS5D**

L: 680  
 P: 680  
 HT: 880/1080  
 HS: 420/540

**CERTIFICAZIONI CERTIFICATIONS**

**D.L. 81/08 | EN 1335** Tested by CATAS  
 Omologazione Ministeriale in Classe 1IM

# Una classica seduta da lavoro dalle forme generose ed avvolgenti.

A classic task chair with generous and enveloping shapes.

Une assise de travail classique aux formes généreuses et enveloppantes.

Un clásico asiento de trabajo de formas generosas y envolventes.



**POGGIATESTA REGOLABILE**  
ADJUSTABLE HEADREST



**BRACCIOLO REGOLABILE**  
ADJUSTABLE ARMREST



**BASE PLASTICA**  
PLASTIC BASE



Nero  
Black  
Noir  
Negro

**BASE ALLUMINIO**  
ALUMINIUM BASE



Nero/lucido  
Black/polished  
Noir/poli  
Negro/pulido

GNS8D

OPERATIVE ~ TASK

# MOREA COMFORT

## ADVANCED SWIVEL CHAIR



CMS6D

Proporzioni generose, l'imbottitura morbida, la solidità dello schienale per un comfort unico.



CBS1B

Generous proportions, soft padding, solid backrest for a unique comfort.

Des proportions généreuses, un rembourrage doux, la solidité du dossier pour un confort unique.

Proporciones generosas, acolchado suave, la solidez del respaldo para una comodidad única.

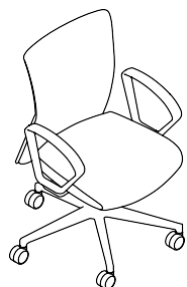






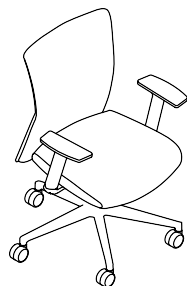
**CMSKD**

L: 680  
 P: 680  
 HT: 1170/1360  
 HS: 420/540  
 HB: 610/825



**CMS6D**

L: 680  
 P: 680  
 HT: 960/1150  
 HS: 420/540  
 HB: 660/780



**CMSID/CBSIB**

L: 680  
 P: 680  
 HT: 960/1150  
 HS: 420/540  
 HB: 610/825

**1/ POGGIATESTA HEADREST**

Regolabile in altezza e inclinazione  
 Tilting and height adjustable  
 Inclinaison et réglage en hauteur  
 Inclinação y altura regulables

**2/ SCHIENALE BACKREST**

Regolabile in altezza  
 Height adjustable  
 Hauteur réglable

Altura ajustable

**3/ SEDILE SEAT**

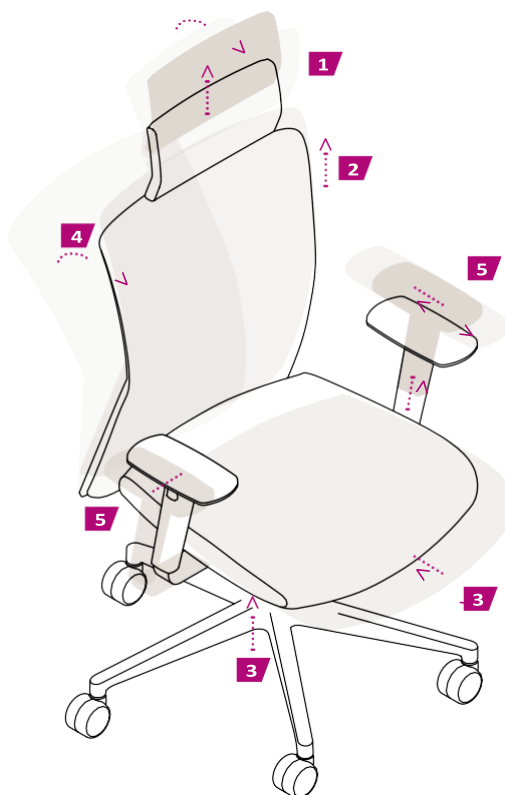
Regolabile in altezza e profondità  
 Height and depth adjustable  
 Réglable en hauteur et en profondeur  
 Altura y profundidad regulables

**4/ MECCANISMO MECHANISM**

Synchro regolazione tensione, blocco antiritorno  
 Synchro with tension adjustment, anti-return lock  
 Synchro avec réglage de la tension, verrouillage anti-retour.  
 Synchro con ajuste de tensión, bloqueo anti-retorno

**5/ BRACCIOLI ARMRESTS**

Regolabile in altezza/larghezza/profondità, appoggio orientabile  
 Height/width/depth adjustable, pivoting arm-cap  
 Hauteur/largeur/profondeur réglable, capuchon pivotant  
 Altura/anchura/profundidad ajustable, brazo giratorio-tapa



**CERTIFICAZIONI CERTIFICATIONS**

**D.L. 81/08 | EN 1335** Tested by CATAS  
 Omologazione Ministeriale in Classe 11M

# Solida e morbida per un comfort di seduta ideale.

Solid and soft for an ideal seating comfort.

Solide et doux pour un confort d'assise idéal.

Sólida y suave para una comodidad de asiento ideal.

## CM Plastica nera

Black plastic  
Plastique noir  
Plástico negro

## CB Plastica bianca

White plastic  
Plastique blanc  
Plástico blanco



## POGGIATESTA HEADREST

Imbottito e regolabile  
Upholstered and height adjustable  
Appu-tête garni et réglable  
Cabecera acolchad y regulable



## SCHIENALE NERO BLACK BACKREST

## BASE PLASTICA PLASTIC BASE



Bianco/nero  
White/black  
Blanc/noir  
Blanco/negro

## BASE ALLUMINIO ALUMINIUM BASE



Bianco/nero/lucido  
White/black/polished  
Blanc/noir/poli  
Blanco/negro/pulido

OPERATIVE ~ TASK

# MOREA COMFORT GUEST CHAIR



CMONL

Design contemporaneo e comfort, ideale per ospiti e sale riunioni.



CB2VB

Contemporary design and comfort, ideal for guests and meeting rooms.

Design contemporain et confort, idéal pour les clients et les salles de réunion.

Diseño contemporáneo y confort, ideal para huéspedes y salas de reuniones.







**SEDILE SEAT**

Regolabile in altezza  
Height adjustable  
Réglable en hauteur  
Altura regulables

**BASE CANTILEVER IMPILABILE  
STACKABLE CANTILEVER BASE**

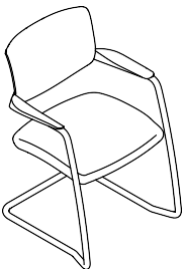


Bianco/Nero/lucido  
White/black/polished  
Blanc/noir/poli  
Blanco/negro/pulido



**CMONL/CBOEB**

L: 680  
P: 680  
HT: 850/970  
HS: 4207540  
HB: 650/770



**CM2VN/CB2VB**

L: 550  
P: 625  
HT: 825  
HS: 440  
HB: 650



**CERTIFICAZIONI CERTIFICATIONS**

EN 16139 | EN 1022 | EN 1728 Tested by CATAS  
Omologazione Ministeriale in Classe 1IM

CM2VN

# Comfort e praticità dalla linea moderna.

Comfort and functionality with a modern design.

Confort et praticité à la silhouette moderne.

Confort y practicidad con un diseño moderno.

## **CM** Plastica nera

Black plastic

Plastique noir

Plástico negro

## **CB** Plastica bianca

White plastic

Plastique blanc

Plástico blanco



## **BASE GIREVOLE ALLUMINIO** ALUMINIUM SWIVEL BASE



**Bianco/Nero/lucido**

White/black/polished

Blanc/noir/poli

Blanco/negro/pulido

**CBOEB**

OPERATIVE ~ TASK

# LYBRA

## STANDARD SWIVEL CHAIR



144T

Soluzione ideale per chi cerca una seduta che s'inserisca negli ambienti lavorativi classici.



13TR

An ideal solution for those looking for a chair that fits into classical working environments.



S18

Solución ideal para quienes buscan una silla que simplemente encaje en entornos de trabajo clásicos.

Solution idéale pour ceux qui cherchent un siège s'intégrant aux environnements et ambiances classiques.





**13TR**

L: 680  
 P: 680  
 HT: 1020/1200  
 HS: 420/540  
 HB: 610/825

**SCHIENALE BACKREST**

Regolabile in altezza  
 Height adjustable  
 Hauteur réglable  
 Altura ajustable

**BRACCIOLI ARMRESTS**

Regolabile in altezza  
 Height adjustable  
 Hauteur réglable  
 Altura ajustable

**SEDILE SEAT**

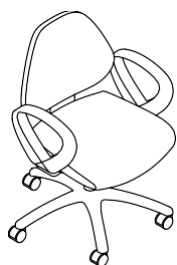
Regolabile in altezza  
 Height adjustable  
 Réglable en hauteur  
 Altura regulables

**POGGIAPIEDI FOOT-REST RING**

Regolabile in altezza  
 Height adjustable  
 Hauteur réglable  
 Altura ajustable

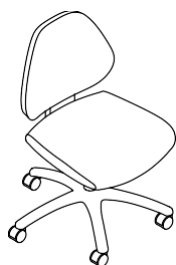
**MECCANISMO MECHANISM**

Synchro regolazione tensione,  
 blocco antiritorno  
 Synchro with tension adjustment,  
 anti-return lock  
 Synchro avec réglage de la  
 tension, verrouillage anti-retour.  
 Synchro con ajuste de tensión,  
 bloqueo anti-retorno



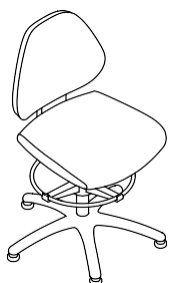
**144T**

L: 680  
 P: 680  
 HT: 900/1080  
 HS: 420/540  
 HB: 620/740



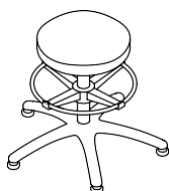
**143T**

L: 680  
 P: 680  
 HT: 900/1080  
 HS: 420/540



**13T**

L: 680  
 P: 680  
 HT: 1050/1230  
 HS: 615/870



**S18**

L: 680  
 Ø: 380  
 HT: 615/875

**CERTIFICAZIONI CERTIFICATIONS**

**D.L. 81/08 | EN 1335** Tested by CATAS  
 Omologazione Ministeriale in Classe 11M



# Schienale dalle dimensioni generose.

Backrest with generous dimensions.  
Dossier avec dimensions généreuses.  
Respaldo de dimensiones generosas.



**UN BRACCIOLO UNICO**  
A UNIQUE ARMREST



## **BASE PLASTICA** PLASTIC BASE



**Nero**  
Black  
Noir  
Negro

## **BASE ALLUMINIO** ALUMINIUM BASE



**Nero/lucido**  
Black/polished  
Noir/poli  
Negro/pulido

**OSPITI** GUEST

LIBERA LI/LC	134
LIBERA SOFT	142
GAIO	150
WIZARD E GIAVA	154
MALTA CONTRACT	160
101 RETE	164

OSPITI ~ GUEST

# LIBERA LI/LC

## MULTIPURPOSE CHAIR



**LI 04 B**

Il suo design invitante e confortevole offre una posizione di seduta in grado di bilanciare perfettamente una postura attiva ma al contempo rilassata.

Its inviting and cosy design offers a comfortable seating position perfectly balanced between an active and a relaxed posture.



**LC 1 GB**

Attrayant par son design, inspirant le confort, l'assise offre un parfait équilibre entre dynamisme et décontraction.

Su diseño atractivo y acogedor ofrece una posición de asiento cómoda perfectamente equilibrada entre una postura relajada y una postura activa.





# Due scocche leggere e versatili per gli spazi living e contract.

Two light and versatile shells for living and contract spaces.

Deux coques légères et polyvalentes pour les espaces privés et professionnels.

Dos carcasas ligeras y versátiles para espacios habitables y contractuales.

## Base fissa

Fixed base



## Base girevole

Swivel base



## LI Scocca in plastica a vista

Plastic shell  
Coque en plastic  
Silla en plastico

## LC Sedile imbottito

Padded seat  
Assise rembourée  
Asiento tapizado



**SEDILE IMBOTTITO**  
PADDED SEAT

## NEW COLORS

**BASE FISSA 4 GAMBE ELLITTICO**  
4 LEGS FIXED ELLIPTICAL BASE



L120V - NEW

**FINITURE SCOCCA IN PLASTICA**  
PLASTIC SHELL FINISHES

**11PL00 | 12PL00**  
RAL 9003

**11PL12 | 12PL12**  
RAL 7024

**11PL03 | 12PL03**  
RAL 1019

**11PL06 | 12PL06**  
RAL 5014

**11PL05 | 12PL05**  
RAL 6003

**11PL27 | 12PL27**  
RAL 8029

**11PL22**  
RAL 9006  
PCR - Post Consumer Recycled PP



**Base fissa**  
Fixed base



**Base girevole**  
Swivel base



**Tavoletta scrittoio**  
Writing tablet




**Sgabello**  
Stool

**TAVOLETTA SCRITTOIO**  
**AMOVIBILE DESTRA**  
**E SINISTRA**  
RIGHT AND LEFT  
REMOVABLE  
WRITING TABLET



**IMPILABILE FINO A 10 PZ**  
STACKABLE UP TO 10 PCS



L11PN + LSDNN

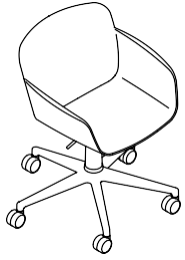




**BASE GIREVOLE 5 RAZZE**  
5 STARS SWIVEL BASE

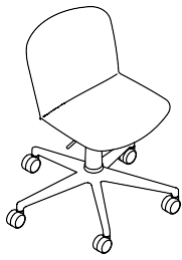
 Alluminio / Aluminium

  Plastica / Plastic



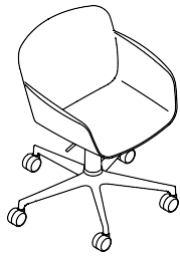
**LIO4X**

L: 680  
P: 680  
HT: 830/950  
HS: 450/570  
HB: 660/780



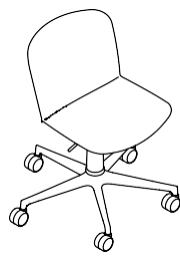
**LIO3X**

L: 680  
P: 680  
HT: 810/930  
HS: 460/580



**LIO4B**

L: 680  
P: 680  
HT: 830/950  
HS: 450/570  
HB: 660/780



**LIO3D**

L: 680  
P: 680  
HT: 810/930  
HS: 460/580

**BASE GIREVOLE 4 RAZZE**  
4 STARS SWIVEL BASE

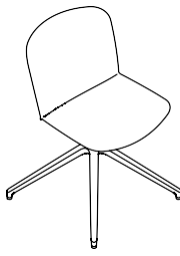
 Alluminio / Aluminium

  Plastica / Plastic



**LI2GL**

L: 570  
P: 540  
HT: 830  
HS: 450  
HB: 660



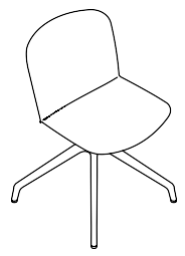
**LI1GL**

L: 570  
P: 540  
HT: 810  
HS: 450



**LI2GN**

L: 570  
P: 540  
HT: 830  
HS: 450  
HB: 660



**LI1GB**

L: 570  
P: 540  
HT: 810  
HS: 450

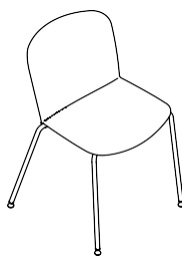
**BASE FISSA 4 GAMBE**  
4 LEGS FIXED BASE

    Metallo / Metal



**LI1TN/LI1TB**


L: 570  
P: 540  
HT: 810  
HS: 450  
HB: 660




**LI1FN**

L: 570  
P: 540  
HT: 810  
HS: 450

**BASE FISSA 4 GAMBE LEGNO**  
4 LEGS WOODEN BASE


 Legno / Wood

**NEW**



**LI2OW**

L: 570  
P: 540  
HT: 830  
HS: 450  
HB: 660

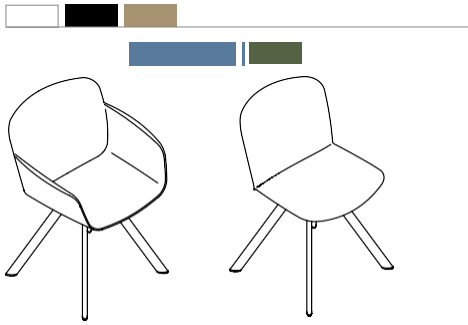


**LI1OW**

L: 570  
P: 540  
HT: 810  
HS: 450

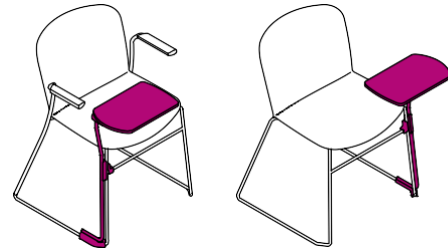


**BASE FISSA 4 GAMBE ELLITTICO**  
4 LEGS FIXED ELLIPTICAL BASE




**LI2OV**                    L  
L: 570                    L  
P: 540                    F  
HT: 830                F  
HS: 450                F  
HB: 660

**TAVOLETTA SCRITTOIO ANTIPANICO**  
ANTI-PANIC WRITING TABLET



**LI1QN + LSDNN**                    **LI1PN + LSSNN**

**BASE FISSA**  
FIXED BASE




<b>LI1QB</b>	<b>LI1PN</b>	<b>LI7PB</b>	<b>LI6PN</b>
L: 560	L: 560	L: 575	L: 560
P: 515	P: 515	P: 565	P: 555
HT: 810	HT: 810	HT: 1100	HT: 1000
HS: 450	HS: 450	HS: 755	HS: 665
HB: 665			

**SISTEMA DI AGGANCIAMENTO**  
LINKING SYSTEM



**FINITURE BASI**  
BASES FINISHES



**DOTAZIONI MECCANICHE:**  
MECHANICAL FEATURES:

**MECCANISMO OSCILLANTE**  
TILTING MECHANISM

**BASE 5 RAZZE REGOLABILE IN ALTEZZA**  
5 STARS HEIGHT ADJUSTABLE BASE

**CERTIFICAZIONI**    CERTIFICATIONS  
EN 16139 | EN 1022 | EN 1728

ANSI - BIFMA X5.4-2020

Tested by CATAS - Omologazione Ministeriale in Classe 1  
Serie LC: Omologazione Ministeriale in Classe 1IM

OSPITI ~ GUEST

# LIBERA SOFT MULTIPURPOSE CHAIR



LS2GL



LS10B

Libera cresce e viene completata da una nuova versione imbottita, senza perdere la sua linea unica, gli elementi del sedile e dello schienale, dialogano armoniosamente.

Libera family is growing and now is completed with the new upholstery version keeping its unique design, seat and backrest are harmoniously integrated.

La gamme Libera grandit et se complète par une nouvelle version tapissée, sans perdre sa ligne unique, les éléments de l'assise et du dossier s'intègrent harmonieusement.

Libera familia está creciendo y ahora se completa con la nueva versión de tapicería manteniendo su diseño único, asiento y respaldo se integran armoniosamente.



# Varca i confini del 'ufficio per entrare in nuovi ambiti pubblici.

It crosses the boundaries of the office environment to step in new living spaces.

Sort du bureau pour entrer dans de nouveaux domaines publics.

Cruza los límites del entorno de oficinas para entrar en nuevos espacios de vida.

## Base fissa

Fixed base



## Base girevole

Swivel base



LS2GN

**Base fissa**  
Fixed base



**Base girevole**  
Swivel base



**Sgabello**  
Stool



**DOPPIO RIVESTIMENTO**  
TWO-TONE UPHOLSTERY



**LS 1 FB**







**BASE GIREVOLE 5 RAZZE**  
5 STARS SWIVEL BASE

 Alluminio / Aluminium

  Plastica / Plastic



**LSO4X**

L: 680  
P: 680  
HT: 830/950  
HS: 450/570  
HB: 660/780



**LSO3X**

L: 680  
P: 680  
HT: 810/930  
HS: 460/580



**LSO4B**

L: 680  
P: 680  
HT: 830/950  
HS: 450/570  
HB: 660/780



**LSO3D**

L: 680  
P: 680  
HT: 810/930  
HS: 460/580

**BASE GIREVOLE 4 RAZZE**  
4 STARS SWIVEL BASE

 Alluminio / Aluminium

  Plastica / Plastic



**LS2GL**

L: 595  
P: 575  
HT: 830  
HS: 450  
HB: 660



**LS1GL**

L: 570  
P: 565  
HT: 810  
HS: 450



**LS2GN**

L: 595  
P: 575  
HT: 830  
HS: 450  
HB: 660



**LS1GB**

L: 480  
P: 565  
HT: 810  
HS: 450

**BASE FISSA 4 GAMBE**  
4 LEGS FIXED BASE

   Metallo / Metal



**LS1TB**


L: 570  
P: 540  
HT: 810  
HS: 450  
HB: 660




**LS1FB/LS1FT**

L: 570  
P: 555  
HT: 810  
HS: 480

**BASE FISSA 4 GAMBE LEGNO**  
4 LEGS WOODEN BASE


 Legno / Wood

**NEW**



**LS2OW**

L: 595  
P: 575  
HT: 830  
HS: 450  
HB: 660




**LS1OW**

L: 510  
P: 565  
HT: 810  
HS: 450

**BASE FISSA 4 GAMBE ELLITTICO**  
4 LEGS FIXED ELLIPTICAL BASE

Metallo / Metal



**LS20B**


L: 595  
P: 575  
HT: 830  
HS: 450  
HB: 660

**LS10B**

L: 500  
P: 565  
HT: 780  
HS: 450

**BASE FISSA**  
FIXED BASE

Metallo / Metal



**LS1QN**

L: 560  
P: 515  
HT: 810  
HS: 450  
HB: 665

**LS1PN**

L: 560  
P: 515  
HT: 810  
HS: 450

**LS7PN**

L: 575  
P: 590  
HT: 995  
HS: 795

**LS6PT**

L: 560  
P: 580  
HT: 895  
HS: 695

**FINITURE BASI**  
BASES FINISHES



**RAL 9003**  
Plastica  
Plastic



**RAL 9017**  
Plastica  
Plastic



**Alluminio lucido**  
Polished Aluminium



**RAL 9003**  
Metallo  
Metal



**RAL 9017**  
Metallo  
Metal



**RAL 1019**  
Metallo  
Metal



**RAL 5014**  
Metallo  
Metal



**RAL 6003**  
Metallo  
Metal

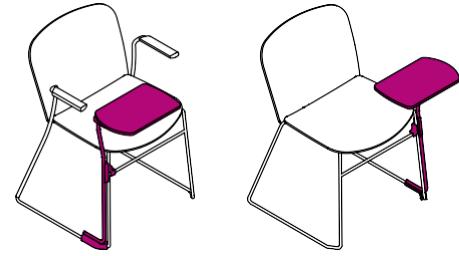


**Metallo cromato**  
Chromed metal



**Faggio**  
Beechwood

**TAVOLETTA SCRITTOIO ANTIPANICO**  
ANTI-PANIC WRITING TABLET



**LS1QN + LSDNN**

**LS1PN + LSSNN**

**SISTEMA DI AGGANCIO**  
HOOKING SYSTEM



**DOTAZIONI MECCANICHE:**  
MECHANICAL FEATURES:

**MECCANISMO OSCILLANTE**  
TILTING MECHANISM

**BASE 5 RAZZE REGOLABILE IN ALTEZZA**  
5 STARS HEIGHT ADJUSTABLE BASE

**CERTIFICAZIONI** CERTIFICATIONS

**EN 16139 | EN 1022 | EN 1728**

Tested by CATAS - Omologazione Ministeriale in Classe 1IM

OSPITI ~ GUEST

# GAIO

## FOLDING TUB CHAIR



GA F1 F

Dinamica e flessibile  
Una poltroncina imbottita  
pieghevole che si ripone in  
spazi minimi.

Flexible and dynamic  
A folding upholstered  
chair for small spaces.

Dynamique et flexible  
Un fauteuil rembourré  
pliable qui se range dans  
des espaces réduits.

Dinámica y flexible  
Un sillón acolchado  
plegable que se puede  
usar en espacios  
pequeños.

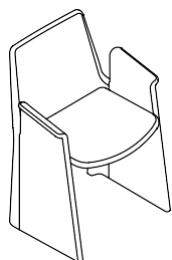




150/153



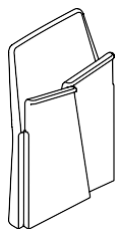
**TAVOLETTA SCRITTOIO  
ANTIPANICO DESTRA  
E SINISTRA**  
ANTI-PANIC WRITING  
TABLET RIGHT AND LEFT



**GAF1F**

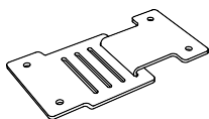
L: 550  
P: 530  
HT: 835  
HS: 450  
HB: 650

**GAF1F + GASSP**



**GAF1F  
CHIUSA FOLDED**

L: 550  
P: 225  
HT: 835  
HS: 450  
HB: 650



**GAAGG**

Elemento per aggancio su file  
Linking device



**CERTIFICAZIONI** CERTIFICATIONS  
**EN 16139 | EN 1022 | EN 1728** Tested by CATAS  
Omologazione Ministeriale in Classe 11M

**GAF1F**

# Pratica: si apre e si chiude facilmente.

Practical: it easily folds and unfolds.

Pratique: elle s'ouvre et se replie facilement.

Práctica: esta silla se abre y se pliega fácilmente.



OSPITI ~ GUEST

# WIZARD E GIAVA TUB CHAIR

NEW



W220W



G22PT

Con le sue forme morbide è l'ideale per creare un'atmosfera calda e cordiale, avvicinando il mondo professionale a quello domestico.

Thanks to its soft shapes, it is perfect to create a cosy and friendly atmosphere, bringing the office and the residential environment closer.

Avec ses formes douces c'est idéal pour apporter chaleur et convivialité. Chaise de liaison; pour bureau et maison.

Con sus formas suaves, es ideal para aportar calidez y convivencia, acercando el mundo profesional a lo doméstico.





# L'ideale per creare un'atmosfera calda e cordiale.

It is perfect to create a cosy and friendly atmosphere.

C'est idéal pour apporter chaleur et convivialité.

Es ideal para aportar calidez y convivencia.

GIAVA



GE2PT



**WZ** Versione monocromatica  
Monochrome version  
Version monochrome  
Versión monocromática

**WB** Versione bicolore  
Two-tone version  
Version bicolore  
Versión de dos colores



**DOPIO RIVESTIMENTO**  
TWO-TONE UPHOLSTERY



**WZ OGB**

**BASE GIREVOLE 5 RAZZE**  
5 STARS SWIVEL BASE

 Alluminio / Aluminium



**WZO4B**

L: 680  
P: 680  
HT: 830/950  
HS: 450/570  
HB: 680

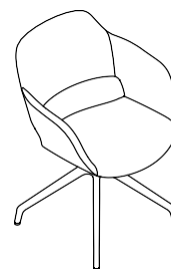
**BASE GIREVOLE 4 RAZZE**  
4 STARS SWIVEL BASE

 Alluminio / Aluminium  Plastica / Plastic



**WZOGL**

L: 550  
P: 600  
HT: 830  
HS: 450  
HB: 680

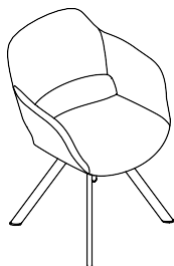


**WZOGN**

L: 550  
P: 600  
HT: 830  
HS: 450  
HB: 680

**BASE FISSA 4 GAMBE ELLITTICO**  
4 LEGS FIXED ELLIPTICAL BASE


 Metallo / Metal




**WZ2ON**

L: 575  
P: 555  
HT: 830  
HS: 450  
HB: 680

**BASE FISSA 4 GAMBE LEGNO**  
4 LEGS WOODEN BASE

 Legno / Wood

NEW




**WZ2OW**

L: 575  
P: 555  
HT: 830  
HS: 450  
HB: 680

**BASE GIREVOLE A ZAVORRA**  
BALLAST SWIVEL BASE

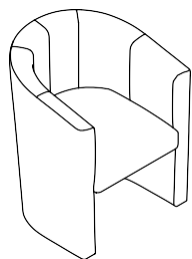
 Metallo / Metal



**WZODC**

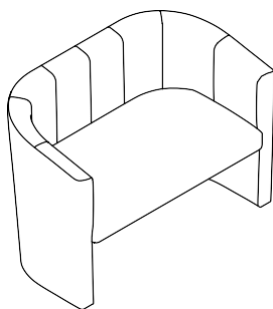
L: 620  
P: 600  
HT: 830  
HS: 450  
HB: 680

**POLTRONA POZZETTO**  
TUB CHAIR



**GE2PT**


L: 660  
P: 585  
HT: 765  
HS: 420



**GE2DT**

L: 1070  
P: 585  
HT: 765  
HS: 420

**FINITURE BASI**  
BASES FINISHES



RAL 9003  
Plastica  
Plastic



RAL 9017  
Plastica  
Plastic



Alluminio lucido  
Polished Aluminium



RAL 9003  
Metallo  
Metal



RAL 9017  
Metallo  
Metal



RAL 1019  
Metallo  
Metal



RAL 5014  
Metallo  
Metal



RAL 6003  
Metallo  
Metal



Metallo  
cromato  
Chromed  
metal



Faggio  
Beechwood

**DOTAZIONI MECCANICHE:**  
MECHANICAL FEATURES:

**MECCANISMO OSCILLANTE**  
TILTING MECHANISM

**BASE 5 RAZZE REGOLABILE IN ALTEZZA**  
5 STARS HEIGHT ADJUSTABLE BASE

**CERTIFICAZIONI** CERTIFICATIONS  
EN 16139 | EN 1022 | EN 1728

Tested by CATAS  
Serie GIAVA: Omologazione Ministeriale in Classe 1IM

OSPITI ~ GUEST

# MALTA CONTRACT MULTIPURPOSE CHAIR



501FC



502FC

Con il suo design sobrio e tuttavia caratterizzante, è il prodotto di riferimento per arredare spazi di riunione e formazione.

Its understated and distinctive design makes it the benchmark when it comes to furnishing meeting and training areas.

Avec son design à la fois sobre et affirmé, est une référence dans l'équipement des espaces de réunion et formation.


Con su diseño sobrio y con personalidad, es una referencia para salas de reuniones y entrenamiento.





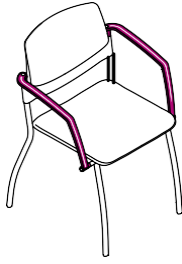
**BASE FISSA 4 GAMBE**  
4 LEGS FIXED BASE

Metallo / Metal




**501FC/601FA**

L: 510  
P: 560  
HT: 825  
HS: 470




**502FC**

L: 510  
P: 560  
HT: 825  
HS: 470  
HB: 660



**701SN**

L: 510  
P: 560  
HT: 825  
HS: 470  
HB: 660



**702SN**

L: 510  
P: 560  
HT: 825  
HS: 470  
HB: 660

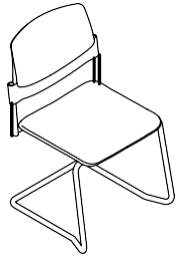
**BRACCIOLO DX CON TAVOLETTA  
SCRITTOIO ANTIPANICO**  
RT ARMREST WITH ANTI-PANIC  
WRITING TABLET



RAL 9017  
Plastica  
Plastic

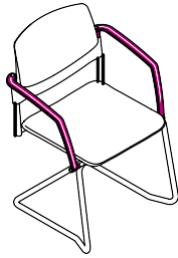
**BASE FISSA CANTILEVER**  
CANTILEVER FIXED BASE

Metallo / Metal




**601CA**

L: 535  
P: 560  
HT: 825  
HS: 470




**502CN**

L: 535  
P: 560  
HT: 825  
HS: 470  
HB: 660



**51SCN**

L: 535  
P: 560  
HT: 825  
HS: 470  
HB: 660



**52SCN**

L: 535  
P: 560  
HT: 825  
HS: 470  
HB: 660



**FINITURE BASI**  
BASES FINISHES



RAL 9003  
Metallo  
Metal



RAL 9017  
Metallo  
Metal



RAL 9006  
Metallo  
Metal



Metallo  
cromato  
Chromed  
metal



**CERTIFICAZIONI** CERTIFICATIONS  
EN 16139 | EN 1022 | EN 1728 Tested by CATAS

# La collezione perfetta per aule e sale conferenze.

The perfect collection for classrooms and conference rooms.  
La collection est parfaite pour les salles de classe et de conférence.  
La colección es perfecta para aulas y salas de conferencias.

**SERIE 5** Sedile e schienale imbottiti  
Padded seat and back  
Dossier et assise rembourrés  
Respaldo y asiento tapizados



**SERIE 6** Sedile imbottito e schienale in plastica a vista  
Padded seat and plastic back  
Dossier en plastique et assise rembourré  
Respaldo con plástico a la vista y asiento tapizado



**SERIE 7** Sedile e schienale in plastica a vista  
Plastic back and seat  
Dossier et assise en plastique  
Respaldo y asiento con plástico a la vista



## FINITURE SCOCCA IN PLASTICA PLASTIC SHELL FINISHES

■ **11PR02 | 11PC02 | 11PV02**  
RAL 9017

■ **11PR12 | 11PC12 | 11PV12**  
RAL 7040

□ **11PR00 | 11PC00 | 11PV00**  
RAL 9003



601FA

OSPITI ~ GUEST

# 101 RETE

## MULTIPURPOSE CHAIR



R 11 C A



R N 2 S A

Linea dal design fluido e leggero, offre una serie di sedute impilabili moderne, in grado di soddisfare le esigenze di incontro e formazione.

Light and fluid design, offering a highly contemporary series of stackable chairs for visitors, meetings, educational and training areas.

Arborant une ligne légère et épurée, la gamme propose une série très contemporaine de sièges empilables pour visiteurs, réunion et formation.

Haciendo gala de una línea ligera y depurada, la gama propone una serie de sillas apilables muy actual para visitas, salas de reunión y entrenamiento.

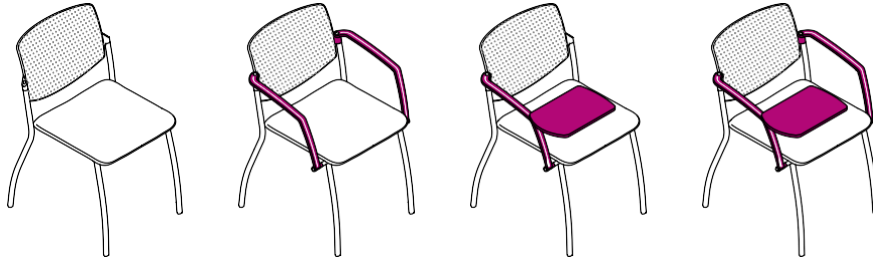






**BASE FISSA 4 GAMBE**  
4 LEGS FIXED BASE

Metallo / Metal



**RN1FA**

L: 510  
P: 560  
HT: 800  
HS: 470

**RN2FA**

L: 510  
P: 560  
HT: 800  
HS: 470  
HB: 670

**RN1SA**

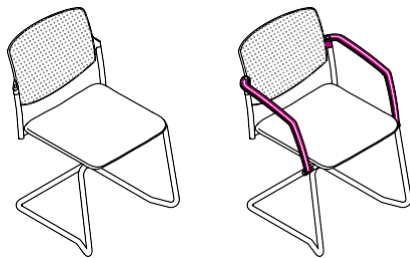
L: 510  
P: 560  
HT: 800  
HS: 470  
HB: 670

**RN2SA**

L: 510  
P: 560  
HT: 800  
HS: 470  
HB: 670

**BASE FISSA CANTILEVER**  
CANTILEVER FIXED BASE

Metallo / Metal



**R11CA**

L: 510  
P: 560  
HT: 800  
HS: 470


**R12CA**

L: 510  
P: 560  
HT: 800  
HS: 470  
HB: 670

**FINITURE BASI**  
BASES FINISHES

 RAL 9017  
Metallo  
Metal

 RAL 9006  
Metallo  
Metal

  
Metallo  
cromato  
Chromed  
metal

**CERTIFICAZIONI** CERTIFICATIONS  
EN 16139 | EN 1022 | EN 1728 Tested by CATAS  
Omologazione Ministeriale in Classe 1IM

**BRACCIOLO DX CON TAVOLETTA  
SCRITTOIO ANTIPANICO**  
RT ARMREST WITH ANTI-PANIC  
WRITING TABLET

 RAL 9017  
Plastica  
Plastic



**SISTEMA DI AGGANCIO**  
LINKING SYSTEM



# La collezione perfetta per aule e sale conferenze.

The perfect collection for classrooms and conference rooms.

La collection est parfaite pour les salles de classe et de conférence.

La colección es perfecta para aulas y salas de conferencias.



RN2SA

**ATTESE** WAITING

DUAL	170
TILOS	180
VIVA BENCH	188
MEWA SYSTEM	194
OREOTTO LOUNGE	202
MATIS	206
ALIAS AS/AM/MODULI/POUF	210
LIBERA LP/LS	220
LINEA TRE	226
LINEA M	232
COMPLEMENTI	238

ATTESE ~ WAITING

# DUAL

## MODULAR SOFT SEATING



DPP1N



DPQ1N + DT0GN

Geometrie fondamentali si muovono su binari in materiale riciclato, in una danza delle forme per il comfort dell'attesa.

Essential geometries dance creating various shape on fully recycled tracks.

Les géométries fondamentales se déplacent sur des barres en matériau recyclé, comme une danse des formes pour une attente confortable.

Geometrías fundamentales se mueven sobre raíles de material reciclado, en una danza de las formas para la comodidad de la espera.





N. 3 DPP1N - N.3 DPQ1N - DPMAN - DPR1N

# Un arcipelago o un continente per incontrarsi a casa, in ufficio, in ogni spazio

An archipelago or a unique mainland to meet at home, in the office or in any other space.

Un archipel ou un continent pour se rencontrer à la maison, au bureau, dans chaque espace.

Un archipiélag o un continente único para reunirse en casa, en la oficina o en cualquier otro espacio.



**DROGN**  
TAVOLINO LATERALE LUNGO  
LONG SIDE TABLE



**DAAGN**  
SISTEMA DI AGGANCIO  
LINKING SYSTEM



DPQ1N + DROGN + DPQ1N + DPR1N + DAAGN





**DT0GN**  
**TAVOLINO LATERALE**  
SIDE TABLE



DPP1N + DATUN + DPQ1N + DT0GN + DAAGN

# La scelta migliore per arredare ambienti dinamici in maniera sostenibile.

The best choice to furnish dynamic environments in a sustainable way.

Le meilleur choix pour meubler des environnements dynamiques de manière durable.

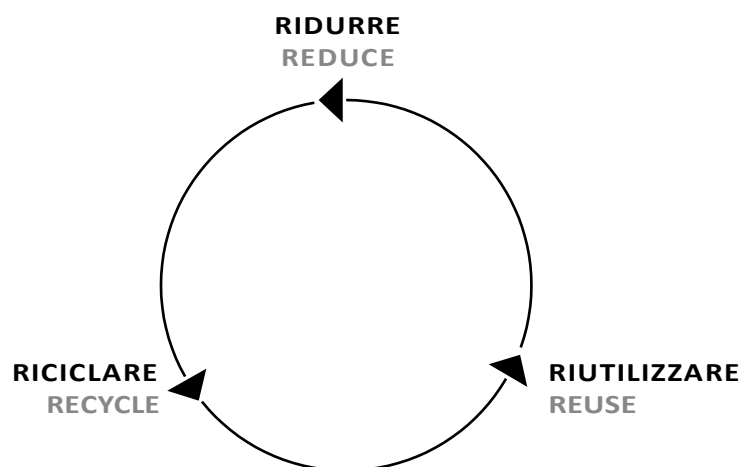
La mejor opción para amueblar ambientes dinámicos de forma sostenible.

## Moduli privacy

Privacy pod



DPC1N + DAP1C + DAAPN



**IMBOTTITURA  
SENZA COLLE**  
UPHOLSTERY  
WITHOUT GLUE

**TESSUTO  
RICICLATO**  
RECYCLED  
FABRIC

**BINARIO IN POLIPROPILENE  
SECONDA VITA**  
RAIL IN SECOND LIFE  
POLYPROPYLENE

**LEGNO DA FORESTE  
CERTIFICATE**  
RICICLABILE 100%  
100% RECYCLABLE  
CERTIFIED FOREST  
WOOD

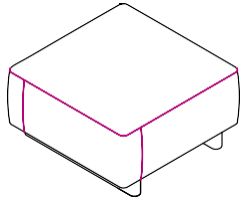




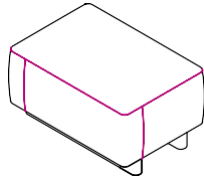




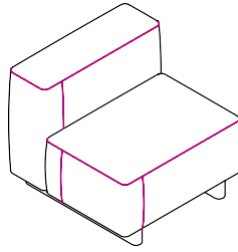
**SEDUTE MODULARI**  
MODULAR SEATING



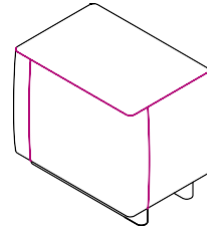
**DPQ1N**  
L: 800  
P: 800  
HS: 430



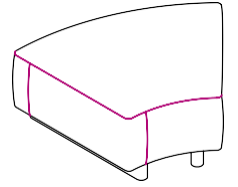
**DPR1N**  
L: 800  
P: 550  
HS: 430



**DPP1N**  
L: 800  
P: 800  
HT: 720  
HS: 430

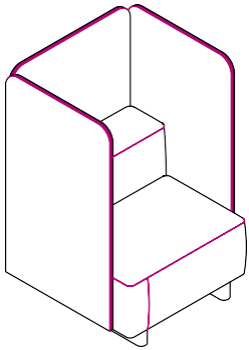


**DPMAN**  
L: 800  
P: 550  
HT: 720

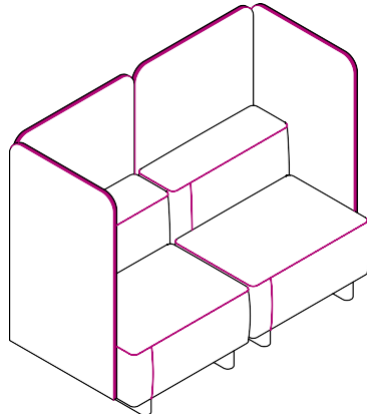


**DPA1N**  
L: 1085  
P: 850  
HS: 430

**MODULI PRIVACY**  
PRIVACY POD




**DPC1N + DAP1C**  
L: 850  
P: 850  
HT: 1300  
HS: 430



**DPD1N + DAP1D - DPS1N + DAP1S + DAAGN**  
L: 1650  
P: 850  
HT: 1300  
HS: 430

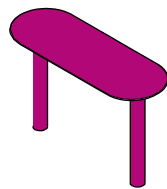
**ACCESSORI**  
ACCESSORIES

**TAVOLINO LATERALE**  
SIDE TABLE



**DT0GN**

**TAVOLINO LATERALE LUNGO**  
LONG SIDE TABLE



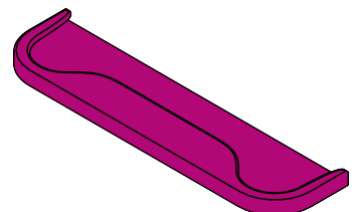
**DR0GN**

**TUBO CON PRESE USB**  
USB TUBE



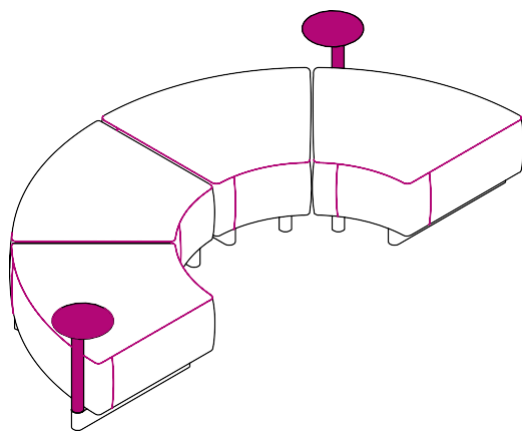
**DATUN**

**SISTEMA DI AGGANCIO**  
LINKING SYSTEM



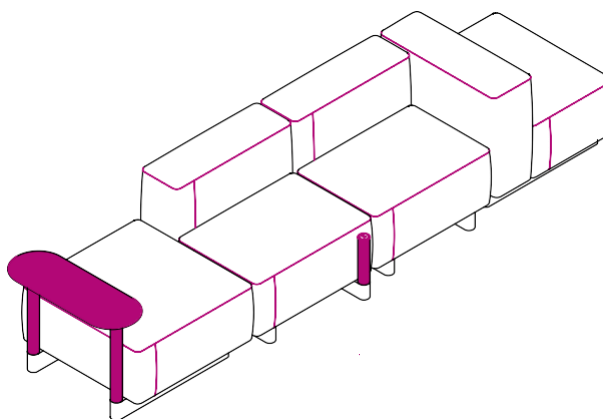
**DAAGN**

**ESEMPI DI CONFIGURAZIONE**  
SET UP EXAMPLES



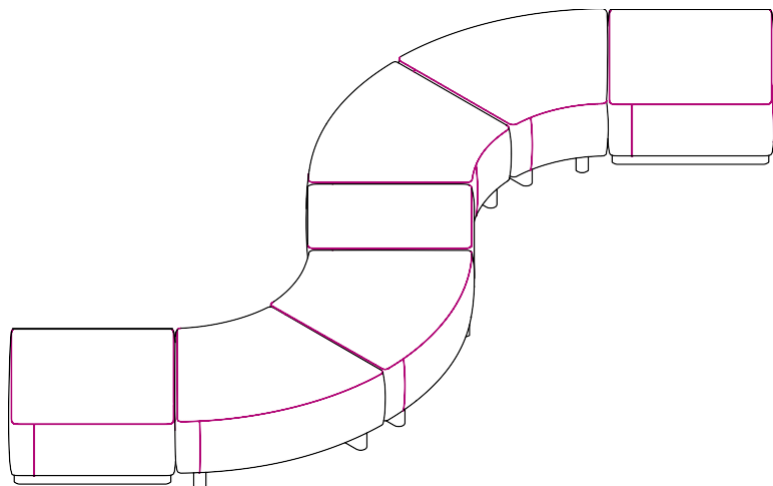
**N.4 DPA1N + N. 2 DT0GN + N3 DAAGN**

L: 3100  
P: 1500  
HS: 430  
Ø: 320



**DROGN + DPQ1N + N.3 DPP1N + DATUN + N3 DAAGN**

L: 3420  
P: 870  
HT: 720  
HS: 430



**DPQ1N + N. 2 DPA1N + DPR1N + N.2 DPA1N + DPQ1N + N6 DAAGN**

L: 3730  
P: 3480  
HS: 430



**DATUN  
TUBO USB  
USB TUBE**

Due porte USB tipo A,  
uscita con porta USB tipo A e alimentatore  
Two USB type A ports,  
USB type A output with charger supplied

**FINITURE BINARIO**  
RAIL FINISHES

RAL 9017  
PP Seconda vita  
Second life PP



**FINITURE TAVOLINI**  
TABLES FINISHES

RAL 7024  
Laminato HPL  
HPL laminate

RAL 9017  
Metallo  
Metal

**CERTIFICAZIONI** CERTIFICATIONS  
**EN 16139 | EN 1022 | EN 1728**  
Tested by CATAS  
Omologazione Ministeriale in Classe 1IM

ATTESE ~ WAITING

# TILOS

## SOFT SEATING



TI1BN

Un nastro metallico avvolge e sostiene le geometrie dei cuscini, una collezione di divani e complementi contemporanei dall'estetica raffinata ed avvolgente.

A metal strip wraps and supports the simple geometry of the cushions creating a contemporary, elegant and sophisticated sofas collection.



TI2BN

Une bande métallique enserme et soutient les géométries des coussins, une collection de canapés et accessoires contemporains à l'esthétique raffinée et enveloppante.

Una tira de metal envuelve y apoya la geometría simple de los cojines de una colección de sofás contemporáneos, elegantes y sofisticados.





# In equilibrio sul confine sempre più labile tra casa e ufficio.

An elegant collection in balance between home and office environment.  
Planant sur la frontière de plus en plus floue entre la maison et le bureau.  
Una colección elegante en equilibrio entre el hogar y el entorno de oficina.

Poltrona e panca 1 posto  
1 seater armchair and bench



**PFAC0**

**DISPONIBILE SU RICHIESTA**  
**AVAILABLE ON DEMAND**  
Modulo cablato compatto  
Compact powerdock

**TI2BN + TI10N + TALGN**

Divano e panca 2 posti  
2 seater sofa and bench

182 | 183



**TATGN**  
**TAVOLINO ROTANTE**  
**PIVOTING SIDE TABLE**



TI1PN + TI2ON + TATGN



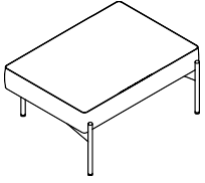




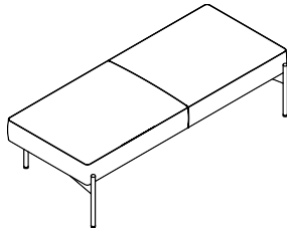


T12PN + TAAGN + T12ON - T12SN + TATGN + TALGN + T11ON

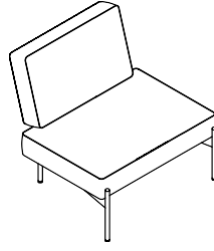




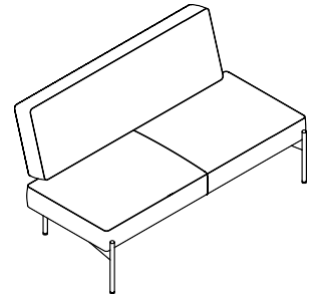
**T11ON**  
L: 850  
P: 640  
HS: 420



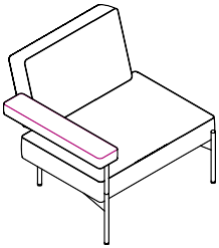
**T12ON**  
L: 1480  
P: 640  
HS: 420



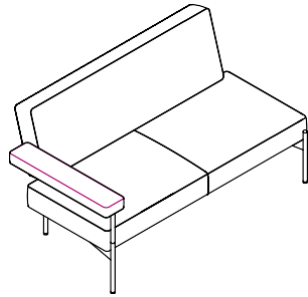
**T11PN**  
L: 850  
P: 780  
HT: 810  
HS: 420



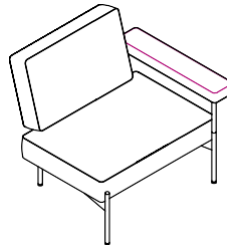
**T12PN**  
L: 1480  
P: 780  
HT: 810  
HS: 420



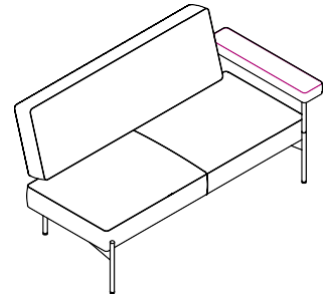
**T11DN**  
L: 930  
P: 830  
HT: 810  
HS: 420  
HB: 610



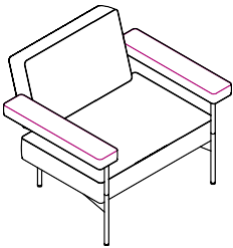
**T12DN**  
L: 1560  
P: 830  
HT: 810  
HS: 420  
HB: 610



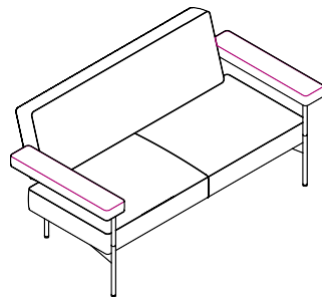
**T11SN**  
L: 930  
P: 830  
HT: 810  
HS: 420  
HB: 610



**T12SN**  
L: 1560  
P: 830  
HT: 810  
HS: 420  
HB: 610




**T11BN**  
L: 1010  
P: 830  
HT: 810  
HS: 420  
HB: 610



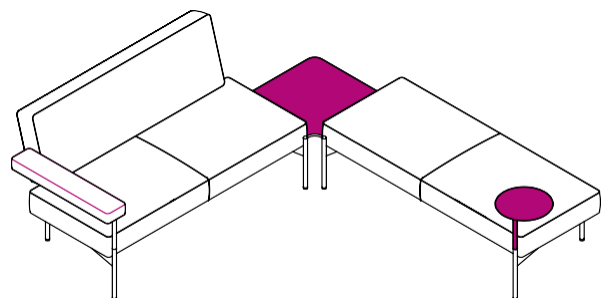
**T12BN**  
L: 1640  
P: 830  
HT: 810  
HS: 420  
HB: 610

**ESEMPI DI CONFIGURAZIONE**  
SET UP EXAMPLES



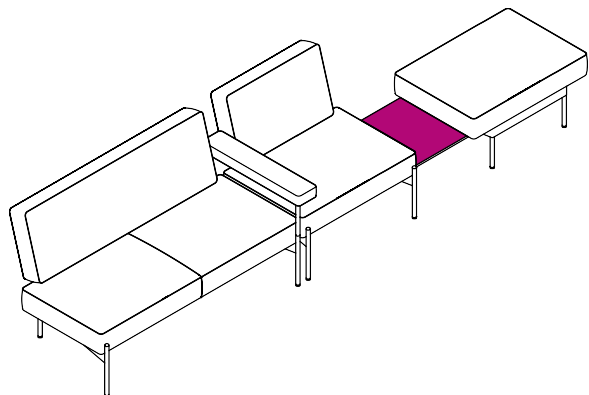
**TI1PN+TALGN+TI1PN**

L: 2050  
P: 780  
HT: 810  
HS: 420



**TI2DN+TAAGN+TI2ON+TATGN**

L: 2340  
P: 2270  
HT: 810  
HS: 420  
HB: 610  
Ø: 320



**TI2SN+TI1PN+TALGN+TI1ON**


L: 3480  
P: 920  
  
HT: 810  
HS: 420  
HB: 610

**ACCESSORI**  
ACCESSORIES



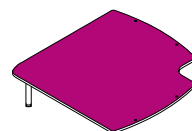
**TATGN**

Ø: 320  
HT: 635



**TALGN**

L: 350  
P: 485  
HT: 260



**TAAGN**

L: 590  
P: 590  
HT: 260

**DISPONIBILE SU RICHIESTA**  
AVAILABLE ON DEMAND

Modulo cablato compatto con presa output tipo F/schuko, cavo di alimentazione 2m  
Compact powerdock with output type F/schuko socket, 2 meters power cable

**PFACO**

1 presa schuko + 2 usb (A+C)  
1 schuko power socket + 2 usb (A+C)

**PFFAC**

2 prese schuko + 2 usb (A+C)  
2 schuko power socket + 2 usb (A+C)


**PFF00**

2 prese schuko  
2 schuko power socket

**FINITURE STRUTTURA**  
STRUCTURE FINISHES

  
RAL 9017  
Metallo  
Metal

**FINITURE TAVOLINI**  
TABLES FINISHES

  
RAL 7024  
Laminato HPL  
HPL laminate

**CERTIFICAZIONI** CERTIFICATIONS  
EN 16139 | EN 1022 | EN 1728 Tested by CATAS  
Omologazione Ministeriale in Classe 11M

ATTESE ~ WAITING

# VIVA BENCH

## SOFT SEATING



VT20N + VTSCH

Unica nel suo genere per le moltissime combinazioni realizzabili. Il sistema comprende anche un elemento divisorio fonoassorbente rivestito in tessuto antibatterico.

A unique product thanks to the countless modular options. Viva Bench offers an acoustic, anti bacterial fabric-covered panel.

Doté de nombreux modules, Viva Bench offre beaucoup possibilités de configurations. Le système comprend également un élément de protection visuelle et acoustique revêtus de tissu.

Con sus numerosos módulos, Viva Bench ofrece tantas posibilidades de combinación como pocos otros sistemas. El sistema también incluye un elemento separador fonoabsorbente tapizado.



VT1QN + VTSCH - VT40N + N.2 VTSCH

# Distanziamento, performance acustiche e igieniche.

Social distancing, acustic and hygienic performances.

Confort sonore et intimité pour cloisonner et rapprocher ou au contraire distancier.

Distancia, rendimiento acústico e higiene.



## PANNELLO FONOASSORBENTE ACOUSTIC PANEL

Rivestito in tessuto antibatterico e ignifugo, su trave.

Anti bacterial and fireproof upholstered panel available on beam.

Un cloison en tissu anti-bactérien sur poutre.

Un panel en material antibacterico sobre las vigas.

## RIVESTIMENTI DISPONIBILI AVAILABLE FABRICS





Una trave, diversi accessori  
One beam, several accessories



**VTSCH**  
**SCHIENALE IMBOTTITO**  
UPHOLSTERED BACKREST

A richiesta  
On demand  
Sur demand  
Opcional

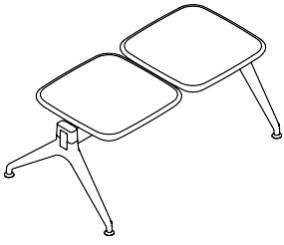
Trave con pannello fonoassorbente  
Beam with acoustic panel



**TAVOLINO**  
SIDE TABLE

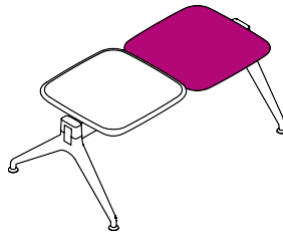
VT40N + N.2 VTSCH

**PANCA 2 POSTI**  
2 SEATER BENCH



**VT20N**  
L: 1040  
P: 630  
HS: 455

**PANCA 1 POSTO CON TAVOLINO**  
1 SEATER BENCH W. SIDE TABLE



**VT1QN**  
L: 1040  
P: 630  
HS: 455

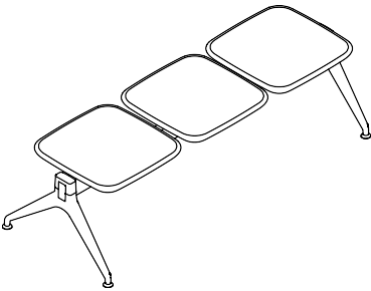
**ACCESSORI:**  
ACCESSORIES:

**SCHIENALE**  
BACKREST



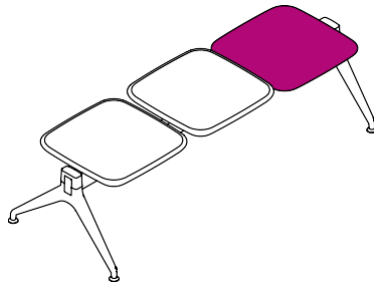
**VTSCH**  
L: 490  
P: 90  
HT: 490

**PANCA 3 POSTI**  
3 SEATER BENCH



**VT30N**  
L: 1560  
P: 630  
HS: 455


**PANCA 2 POSTI CON TAVOLINO**  
2 SEATER BENCH W. SIDE TABLE



**VT2QN**  
L: 1560  
P: 630  
HS: 455

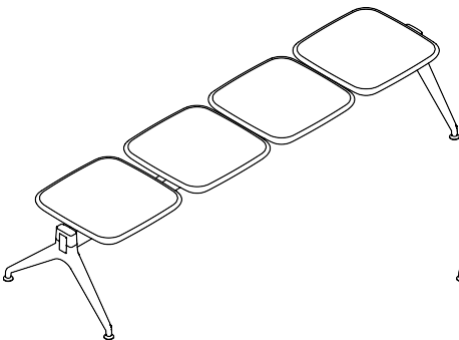
**PANNELLO PER TRAVE**  
BEAM PANEL

Disponibile solo su VT2PN/VT3PN  
Available only on VT2PN/VT3PN



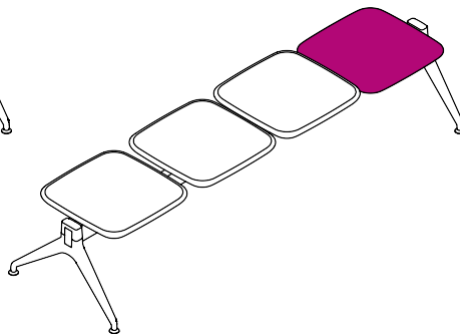
**VTPTN**  
L: 580  
P: 40  
HT: 840

**PANCA 4 POSTI**  
4 SEATER BENCH



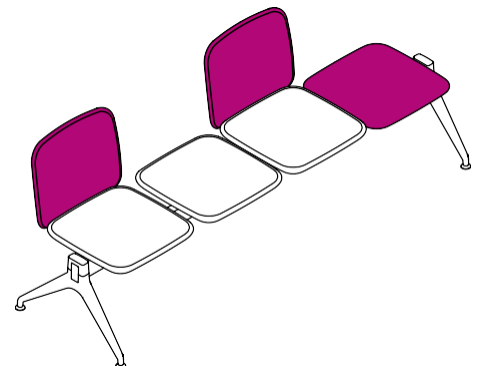
**VT40N**  
L: 2080  
P: 630  
HS: 455

**PANCA 3 POSTI CON TAVOLINO**  
3 SEATER BENCH W. SIDE TABLE



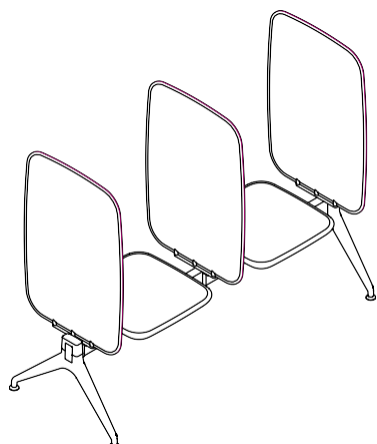
**VT3QN**  
L: 2080  
P: 630  
HS: 455

**ESEMPIO CONFIGURAZIONE**  
SET UP EXAMPLES



**VT3QN+N. 2 VTSCH**  
L: 2080  
P: 630  
HT: 830  
HS: 455

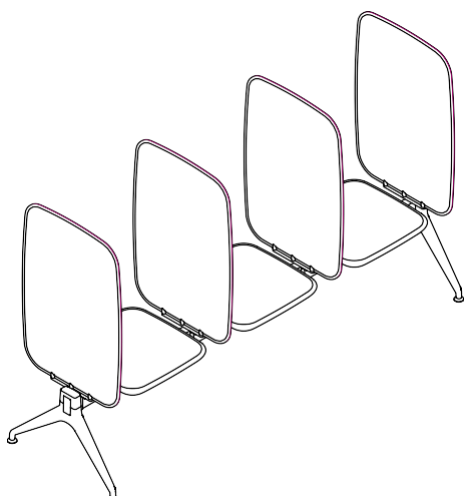
**PANCA 2 POSTI CON PANNELLI**  
2 SEATER BENCH W. PANELS



**VT2PN + N.3 VTPTN**

L: 1560  
P: 630  
HT: 1245  
HS: 455


**PANCA 3 POSTI CON PANNELLI**  
3 SEATER BENCH W. PANELS



**VT3PN + N.4 VTPTN**

L: 2080  
P: 630  
HT: 1245  
HS: 455

**PANCA 3 POSTI CON PANNELLI E SCHIENALI**  
3 SEATER BENCH W. PANELS AND BACKRESTS




**VT3PN + N. 4 VTPTN + 3 VTSCH**

L: 2080  
P: 630  
HT:1245  
HS: 455





**FINITURE GAMBA V**  
V LEG FINISHES


  
RAL 9017  
Plastica  
Plastic



**FINITURE GAMBA T**  
T LEG FINISHES

   
RAL 9006 Metallo  
Metallo cromato  
Metal Chromed metal

**FINITURE TAVOLINO**  
TABLES FINISHES

  
RAL 7024  
Laminato HPL  
HPL laminate

ATTESE ~ WAITING

# MEWA MEETING WAITING SYSTEM MODULAR BENCH SOFT SEATING



ML2DL



ML2PL

Una seduta generosa, dall'ergonomia attiva, crea uno spazio unico con un'atmosfera sensoriale che incoraggia la coesione sociale.

MeWa System has a generous seat with active ergonomics to create a unique space with a sensorial feel and therefore atmosphere, encouraging the 'social cohesion'.

Le système MeWa, avec sa assise généreuse et une ergonomie active, crée un espace unique avec une atmosphère agréable qui encourage la 'cohésion'.

MeWa System tiene un asiento generoso con ergonomía activa para crear un espacio único con una sensación sensorial y por lo tanto la atmósfera, alentando la 'cohesión social'.





# Un modulo a due posti, infinite possibilità.

A twin-seat module, infinite possibilities.

Un module à deux places, des possibilités infinies.

Un módulo de dos asientos, infinitas posibilidades.



**PFACO**  
DISPONIBILE SU RICHIESTA  
AVAILABLE ON DEMAND  
Modulo cablato compatto  
Compact powerdock



**GAMBA IN ALLUMINIO**  
ALUMINIUM LEG



Bianco/nero/lucido  
White/black/polished  
Blanc/noir/poli  
Blanco/negro/pulido



**MMTGN**  
TAVOLINO LATERALE  
SIDE TABLE

SNAKE: 4 ML2PN - 2 MMCON - 1 MMLGN - 2 MMTGN



CIRCLE: 3 ML2DN - 3 ML2PN - 6 MMCON



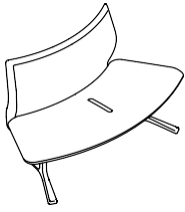
MMLGN  
TAVOLINO  
QUADRATO  
SQUARE TABLE

TRIANGLE: 6 ML2DN - 3 MMLGN - 3 MMCON - 3 MMTGN





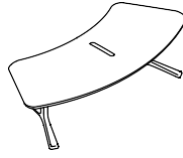
**DIVANO DUE POSTI**  
TWO SEATER SOFA



**ML2DL**

L: 1415  
H: 800  
HS: 420  
P: 615

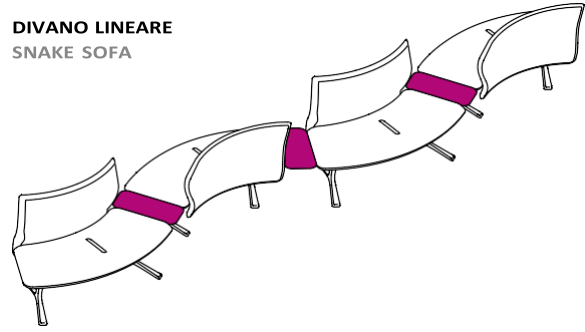
**PANCA DUE POSTI**  
TWO SEATER BENCH



**ML2PL**

L: 1415  
H: 420  
HS: 420  
P: 615

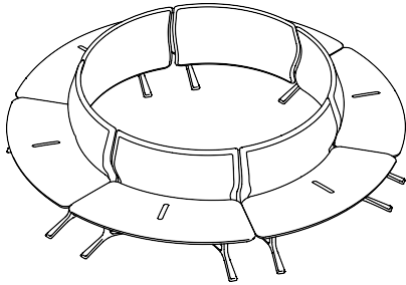
**DIVANO LINEARE**  
SNAKE SOFA



**4 ML2DN + 3 MMSGN**

L: 6345  
H: 800  
HS: 420  
P: 1085

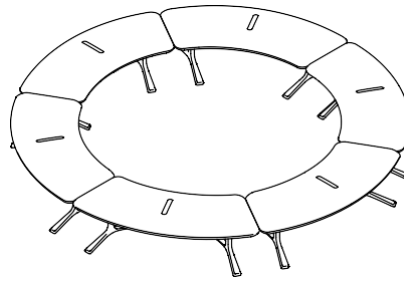
**DIVANO CIRCOLARE**  
CIRCLE SOFA



**6 ML2DN + 6 MMCON**

L: 2920  
H: 800  
HS: 420  
P: 2920

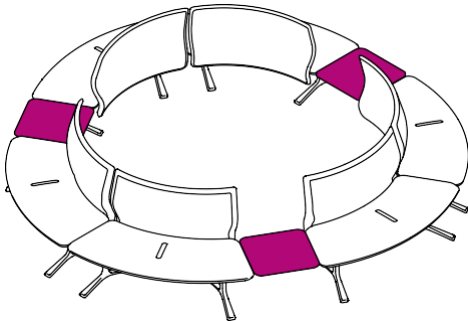
**PANCA CIRCOLARE**  
CIRCLE BENCH



**6 ML2PN + 6 MMCON**

L: 2920  
H: 420  
HS: 420  
P: 2920

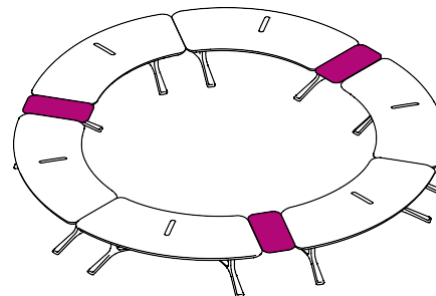
**DIVANO TRIANGOLARE**  
TRIANGLE SOFA



**6 ML2DN + 3 MMLGN**

L: 3430  
H: 800  
HS: 420  
P: 3355

**PANCA TRIANGOLARE**  
TRIANGLE BENCH

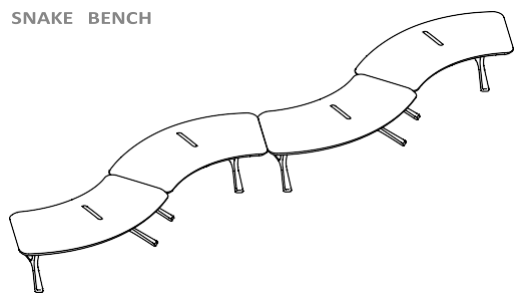


**6 ML2PN + 3 MMSGN**

L: 3180  
H: 420  
HS: 420  
P: 3135



**PANCA LINEARE**  
SNAKE BENCH



**4 ML2PN + 3 MMCON**

L: 5045  
H: 420  
HS: 420  
P: 835

**FINITURE GAMBE**  
LEGS FINISHES



RAL 9016  
Alluminio  
Aluminium



RAL 9017  
Alluminio  
Aluminium



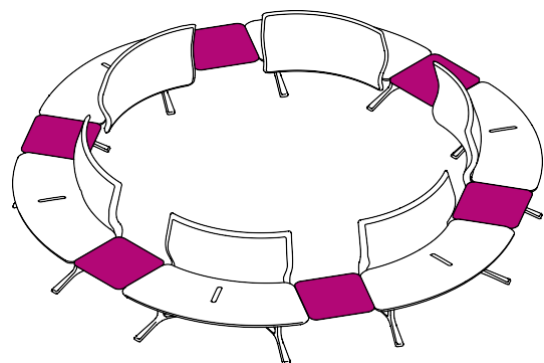
Alluminio lucido  
Polished Aluminium

**FINITURE TAVOLINI**  
TABLES FINISHES



RAL 7024  
Laminato HPL  
HPL laminate

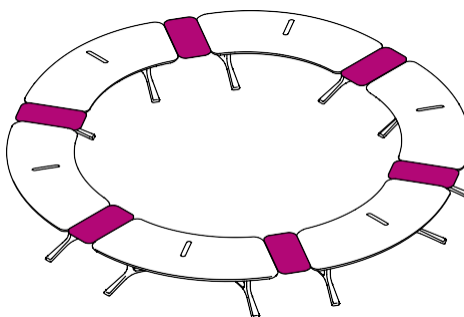
**DIVANO CIRCOLARE CON TAVOLINI**  
DAISY SOFA



**6 ML2DN + 6 MMLGN**

L: 3930  
H: 800  
HS: 420  
P: 3785

**PANCA CIRCOLARE CON TAVOLINI**  
DAISY BENCH



**6 ML2PN + 6 MMSGN**

L: 3430  
H: 420  
HS: 420  
P: 3350

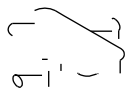
**GIUNTO CORTO**  
SHORT JOINT



**MMCON**

L: 480

**GIUNTO MEDIO CON TAVOLINO RETTANGOLARE**  
MEDIUM JOINT WITH RECTANGULAR TABLE



**MMSGN**

L: 250  
P: 500

**GIUNTO LUNGO CON TAVOLINO QUADRATO**  
LONG JOINT WITH SQUARE TABLE



**MMLGN**

L: 500  
P: 500

**TAVOLINO LATERALE**  
SIDE TABLE



**MMTGN**

L: 320  
P: 320

**CERTIFICAZIONI** **CERTIFICATIONS**  
**EN 16139 | EN 1022 | EN 1728** Tested by CATAS  
Omologazione Ministeriale in Classe 1IM

ATTESE ~ WAITING

# OREOTTO LOUNGE SOFT SEATING



81 0 L N

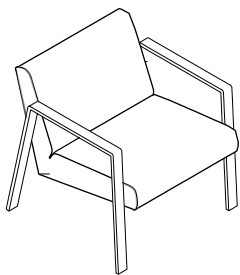
Il design della gamba in metallo ne esalta la forma semplice e si raccorda armoniosamente al taglio dello schienale.

The design of the metal leg emphasises the simple shape and is the perfect counterpart to the cut of the backrest.

Le design de son piétement en métal souligne sa simplicité et s'accorde harmonieusement à la forme de son dossier.

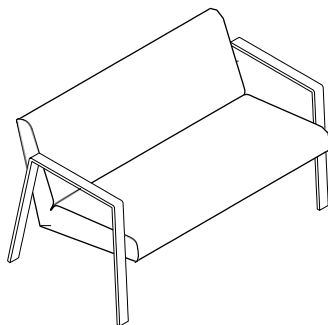
El diseño de la pierna de metal enfatiza la forma simple y es la contraparte perfecta para el corte del respaldo.





**810LN**

L: 695  
P: 710  
HT:715  
HS: 420  
HB: 590



**820LN**

L: 1220  
P: 710  
HT:715  
HS: 420  
HB: 590



**FINITURE STRUTTURA**

LEGS FINISHES



RAL 9003  
Metallo  
Metal



RAL 9017  
Metallo  
Metal

**CERTIFICAZIONI** CERTIFICATIONS

EN 16139 | EN 1022 | EN 1728 Tested by CATAS  
Omologazione Ministeriale in Classe 1IM - UNI 9175



# Ideale per le aree d'attesa.

Ideal for waiting areas.

Idéal pour les zones d'attente.

Ideal para zonas de espera.

Poltrona e divano  
Armchair and sofa



810LN

ATTESE ~ WAITING

# MATIS

## SOFT SEATING



**M A 1 1 N**

Armonia classica, forme diritte e grande comfort per questo divano di qualità. Con un'eleganza che non passa mai di moda, veste ogni spazio di attesa.

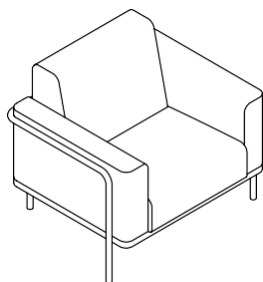
Classy sofa offering harmonious shapes, straight lines and superb comfort. Its timeless elegance beautifully enhances every waiting area.

Harmonie classique, formes droites et superbe confort pour ce canapé haut de gamme. Parfait pour tous les espaces d'attente, élégant et indémodable.

Armonía clásica, formas rectas y gran confort para este sofá de calidad. Con una elegancia que no pasa de moda, viste todo tipo de zonas de espera.

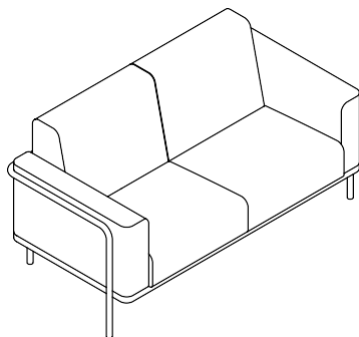






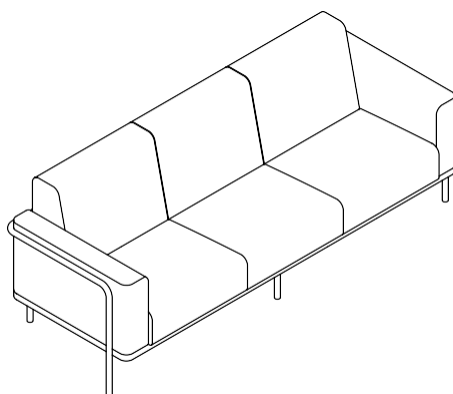
**MA11N**

L: 890  
P: 770  
HT:750  
HS: 430  
HB: 590



**MA22N**

L: 1450  
  
P: 770  
HT:750  
HS: 430  
HB: 590



**MA33N**

L: 2010  
P: 770  
HT:750  
HS: 430  
HB: 590



**FINITURE STRUTTURA**

**LEGS FINISHES**



RAL 9017  
Metallo  
Metal



Metallo cromato  
Chromed metal

**CERTIFICAZIONI CERTIFICATIONS**

EN 16139 | EN 1022 | EN 1728 Tested by CATAS  
Omologazione Ministeriale in Classe 1IM - UNI 9175

# Una cucitura doppia per rifinire ed esaltare le forme.

A double stitching to refine and enhance the design.  
Une double couture pour finir et élaner les formes.  
Una doble costura para afinar y realzar las formas.

Poltrona e divano  
Armchair and sofa





ATTESE ~ WAITING

# ALIAS

## SOFT SEATING



AS10B



AS1MB



AS1DB

Una concezione intelligente improntata alla semplicità, flessibilità, modularità, comfort ed alla valorizzazione degli spazi.

Its intelligent concept is driven by simplicity, flexibility, modularity, comfort and improvement of space.

Sièges modulaires: dont concept particulièrement intelligent est basé sur la simplicité, la flexibilité, la modularité, le confort et la valorisation des espaces

Asientos modulares: su concepto inteligente es impulsado por la simplicidad, la flexibilidad, la modularidad, el confort y el deseo de la valorización de el espacio.



# Un segno distintivo: il bracciolo è il “fil rouge” di tutta la collezione.

A landmark: the armrest shape is the “fil rouge” of the collection.

Un particulier distinctif: la forme de l'accoudoir est le fil rouge de toute la gamme

Un señal distintivo: la forma del apoyabrazos es el filo conductor de toda la colección.

Poltrona e divano  
Armchair and sofa



AS1MB

Poltrona e divano  
Armchair and sofa

2 | 213



**DISPONIBILE  
CON PIEDINI IN LEGNO**  
AVAILABLE  
WITH WOODEN GLIDES



**AS20B**

# Un segno distintivo: il bracciolo è il filo rosso di tutta la collezione.

A landmark: the armrest shape is the “fil rouge” of the collection.

Un particulier distinctif: la forme de l'accoudoir est le fil rouge de toute la gamme

Un señal distintivo: la forma del apoyabrazos es el filo conductor de toda la colección.

Pouf  
Ottoman



PM09F





**DISPONIBILE  
CON PIEDINI IN LEGNO**  
AVAILABLE  
WITH WOODEN GLIDES



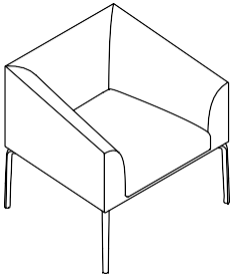
**ATRBB  
TAVOLINO ROTANTE**  
PIVOTING SIDE TABLE



**AS2DB**

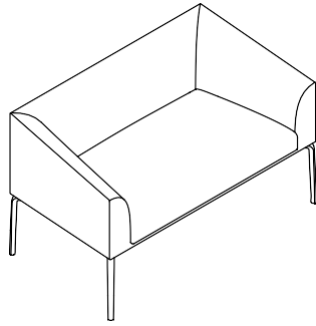






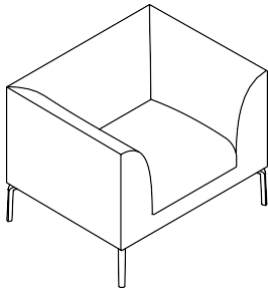
**AS1MB**

L: 700  
P: 600  
HT: 700  
HS: 410  
HB: 590



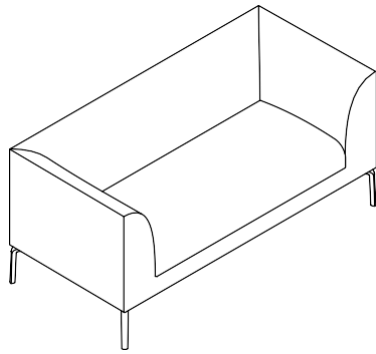
**AS2MB**

L: 1200  
P: 600  
HT: 700  
HS: 410  
HB: 590



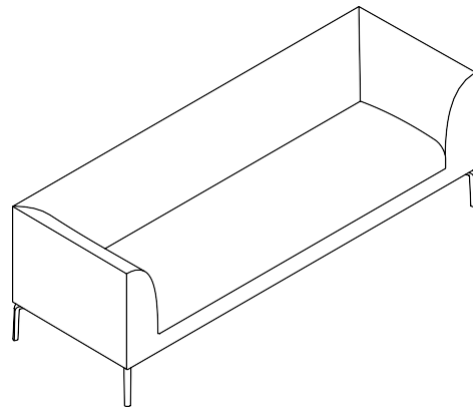
**AS10B**

L: 840  
P: 680  
HT: 680  
HS: 430  
HB: 680




**AS20B**

L: 1450  
P: 680  
HT: 680  
HS: 430  
HB: 680



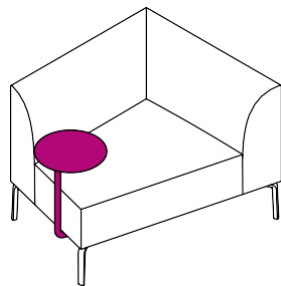
**AS30B**

L: 2030  
P: 680  
HT: 680  
HS: 430  
HB: 680



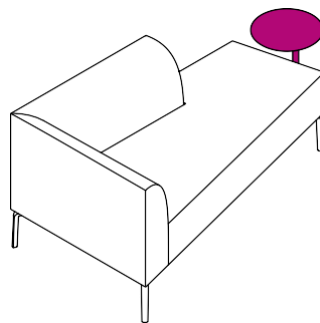
**AS1DB + ATR**

L: 965  
P: 800  
HT: 670  
HS: 390  
HB: 670  
Ø: 320



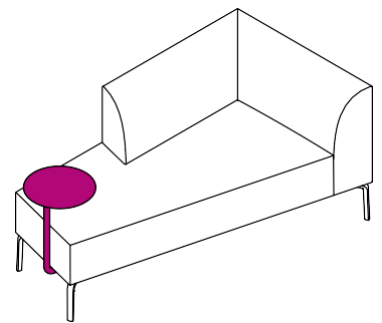
**AS1SB + ATR**

L: 965  
P: 800  
HT: 670  
HS: 390  
HB: 670  
Ø: 320



**AS2DB + ATR**

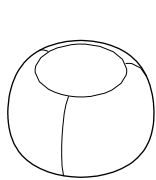
L: 1450  
P: 800  
HT: 670  
HS: 390  
HB: 670  
Ø: 320



**AS2SB + ATR**

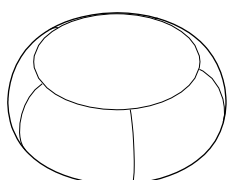
L: 1450  
P: 800  
HT: 670  
HS: 390  
HB: 670  
Ø: 320

**POUF  
OTTOMAN**



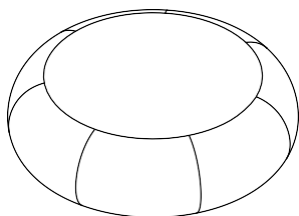
**PM06F**

Ø: 600  
HT: 410



**PM09F**

Ø: 900  
HT: 410



**PM12F**

Ø: 1200  
HT: 410

**FINITURE GAMBE  
LEGS FINISHES**



**RAL 9016**  
Alluminio  
Aluminium



**RAL 9017**  
Alluminio  
Aluminium



**RAL 1019**  
Alluminio  
Aluminium

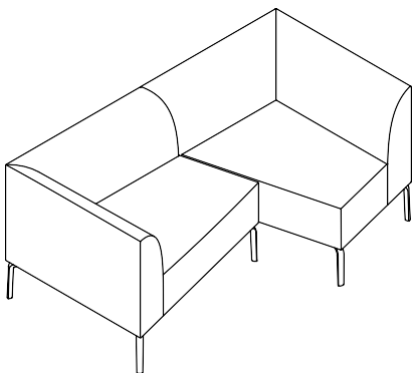


**Faggio**  
Beechwood



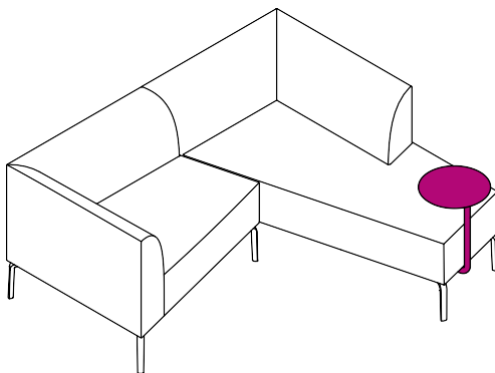
**Alluminio lucido**  
Polished Aluminium

**ESEMPI DI CONFIGURAZIONE  
SET UP EXAMPLES**



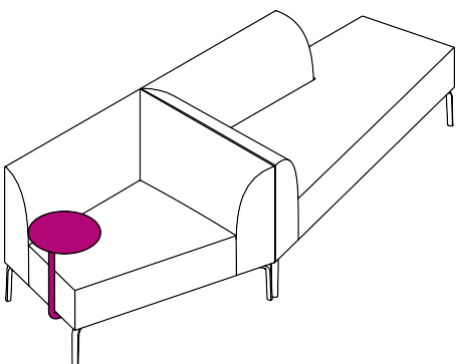
**N. 2 AS1DL**

L: 1600  
P: 800  
HT: 670  
HS: 390  
HB: 670



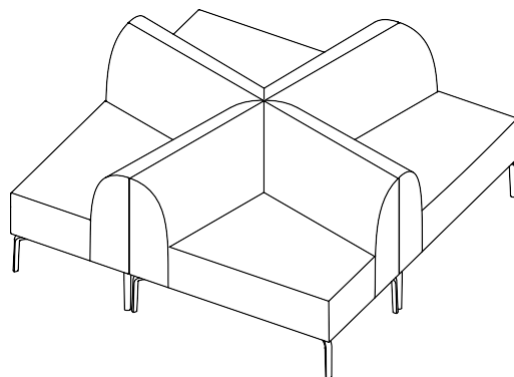
**AS1DL + AS2DL + ATR**

L: 1600  
P: 1300  
HT: 670  
HS: 390  
HB: 670  
Ø: 320



**AS1SL + AS2DL + ATR**

L: 2100  
P: 965  
HT: 670  
HS: 390  
HB: 670  
Ø: 320



**N. 4 AS1DB**

L: 1555  
P: 1555  
HT: 670  
HS: 390  
HB: 670

**FINITURE TAVOLINI  
TABLES FINISHES**



**RAL 9016**  
Laminato HPL  
HPL laminate



**RAL 7024**  
Laminato HPL  
HPL laminate



**RAL 9016**  
Alluminio  
Aluminium



**Alluminio lucido**  
Polished  
Aluminium



ATTESE ~ WAITING

# LIBERA LP/LS

## BENCH SEATING SYSTEM



LS20N

Montata su trave, la scocca Libera si trasforma in un sistema modulare per sale d'attesa. I vari colori della scocca offrono molteplici possibilità di combinazione.

Fixed on a beam, Libera shell turns into a modular system for waiting areas. Different shell colours provide a multitude of different combinations.

La coque Libera fixée sur une poutre devient un système modulaire pour salle d'attente. Différentes couleurs de coque offrent une multitude de combinaisons possibles.

Montada sobre un travesaño, el cuerpo Libera se convierte en un sistema modular para zonas de espera. Los diferentes colores permiten obtener multitud de combinaciones.



# Una scocca leggera e versatile per le aree d'attesa.

A lightweight and versatile shell for waiting areas.

Une coque légère et polyvalente pour les zones d'attente.

Una silla ligera y versátil para las zonas de espera.



SEDILE IMBOTTITO  
PADDED SEAT



**LP** Scocca in plastica a vista  
 Plastic shell  
 Coque en plastic  
 Silla en plastico



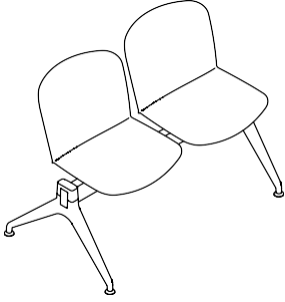
**LS** Sedile imbottito  
 Padded seat  
 Assise rembourée  
 Asiento tapizado



**TAVOLINO**  
 SIDE TABLE

**LP3QN**

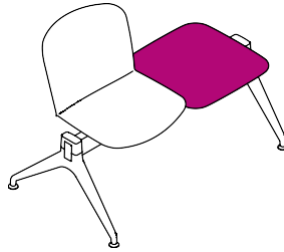
**PANCA 2 POSTI**  
2 SEATER BENCH



**LP20N**

L: 1040  
P: 630  
HT: 795  
HS: 435


**PANCA 1 POSTO CON TAVOLINO**  
1 SEATER BENCH W. SIDE TABLE



**LP1QN**

L: 1040  
P: 630  
HT: 795  
HS: 435

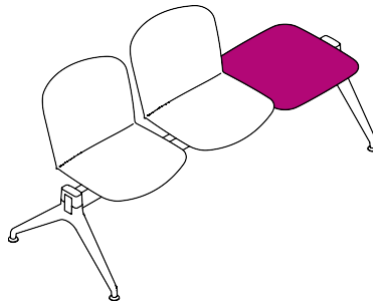
**PANCA 3 POSTI**  
3 SEATER BENCH



**LP30N**

L: 1560  
P: 630  
HT: 795  
HS: 435

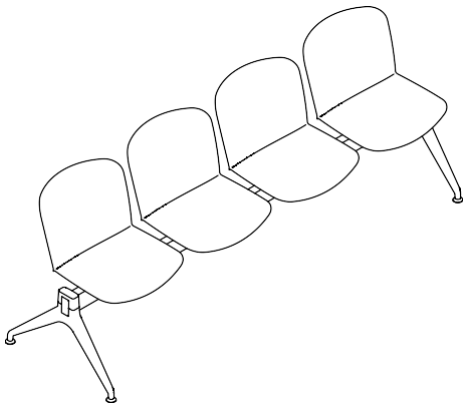
**PANCA 2 POSTI CON TAVOLINO**  
2 SEATER BENCH W. SIDE TABLE



**LP2QN**

L: 1560  
P: 630  
HT: 795  
HS: 435


**PANCA 4 POSTI**  
4 SEATER BENCH



**LP40N**

L: 2080  
P: 630  
HT: 795  
HS: 435

**PANCA 3 POSTI CON TAVOLINO**  
3 SEATER BENCH W. SIDE TABLE











**LP3QN**

L: 2080  
P: 630  
HT: 795  
HS: 435



**FINITURE SCOCCA IN PLASTICA**  
PLASTIC SHELL FINISHES

-  **11PL00**  
RAL 9003
-  **11PL12**  
RAL 7024
-  **11PL03**  
RAL 1019
-  **11PL06**  
RAL 5014
-  **11PL05**  
RAL 6003
-  **11PL27**  
RAL 8029
-  **11PL22**  
RAL 9006  
PCR - Post Consumer Recycled PP 




**FINITURE GAMBA V**  
V LEG FINISHES


**FINITURE GAMBA T**  
T LEG FINISHES

  
RAL 9017  
Plastica  
Plastic

  
RAL 9006  
Metallo  
Metal

  
Metallo cromato  
Chromed metal

**FINITURE TAVOLINO**  
TABLES FINISHES

  
RAL 7024  
Laminato HPL  
HPL laminate

**CERTIFICAZIONI** CERTIFICATIONS  
EN 16139 | EN 1022 | EN 1728

Tested by CATAS - Omologazione Ministeriale in Classe 1  
Serie LS: Omologazione Ministeriale in Classe 1IM

ATTESE ~ WAITING

# LINEA TRE BENCH SEATING SYSTEM



LL30A

Gli elementi sono studiati per dare il più alto grado di resistenza e solidità, ed al contempo la massima leggerezza estetica.

The elements are studied to achieve the maximum level of strength and solidity, together with the highest aesthetics lightness.

Les éléments sont étudiés pour apporter une résistance et une solidité élevées, tout en favorisant la légèreté sur le plan esthétique.

Los elementos están diseñados para ofrecer el más alto nivel de resistencia y solidez, a la vez que la máxima ligereza estética.





# Una scocca leggera e solida in rete d'acciaio.

A light and solid steel mesh shell.

Une coque légère et solide en maille d'acier.

Una silla de malla de acero ligera y sólida.



**SEDILE E SCHIENALE IMBOTTITI**  
PADDED SEAT AND BACKREST

LL30A



**LL Sedile e schienale imbottiti**  
 Padded seat and backrest  
 Dossier et assise rembourrés  
 Respaldo y asiento tapizados

**LM Sedile e schienale in acciaio**  
 Seat and back in steel mesh  
 Siège et dossier en maille d'acier  
 Asiento y respaldo de malla de acero

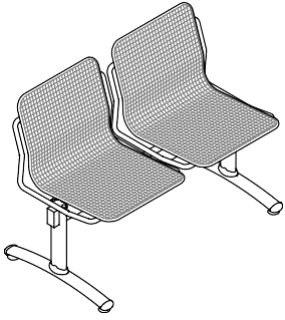


**TAVOLINO**  
 SIDE TABLE

**LM 2 TA**



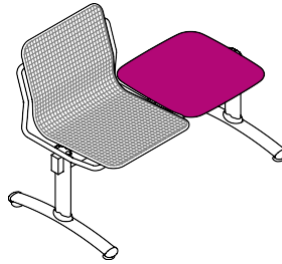
**PANCA 2 POSTI**  
2 SEATER BENCH



**LM20A**

L: 1040  
P: 630  
HT: 795  
HS: 435

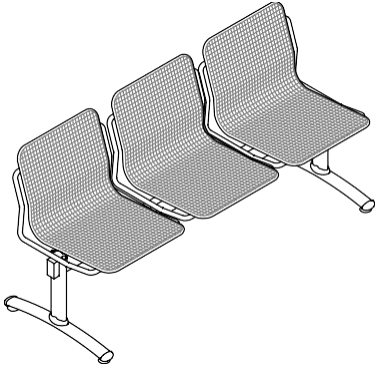
**PANCA 1 POSTO CON TAVOLINO**  
1 SEATER BENCH W. SIDE TABLE



**LM1TA**

L: 1040  
P: 630  
HT: 795  
HS: 435

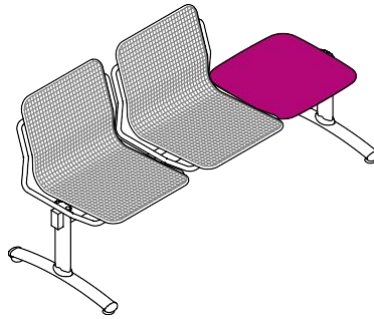
**PANCA 3 POSTI**  
3 SEATER BENCH



**LM30A**

L: 1560  
P: 630  
HT: 795  
HS: 435

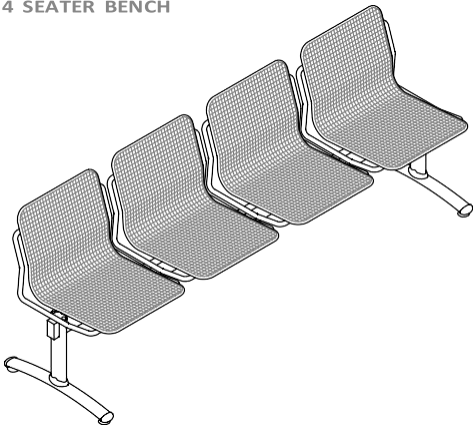
**PANCA 2 POSTI CON TAVOLINO**  
2 SEATER BENCH W. SIDE TABLE



**LM2TA**

L: 1560  
P: 630  
HT: 795  
HS: 435

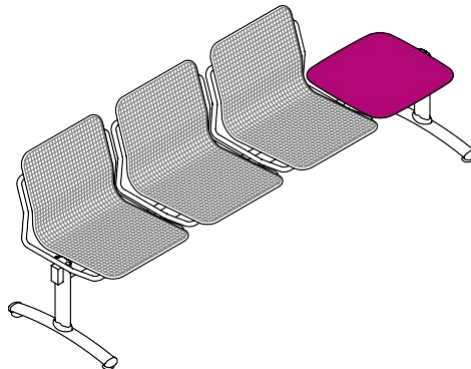
**PANCA 4 POSTI**  
4 SEATER BENCH



**LM40A**

L: 2080  
P: 630  
HT: 795  
HS: 435

**PANCA 3 POSTI CON TAVOLINO**  
3 SEATER BENCH W. SIDE TABLE

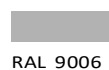


**LM3TA**

L: 2080  
P: 630  
HT: 795  
HS: 435

**SEDUTA IN ACCIAIO**  
STEEL SEAT

---



RAL 9006

**FINITURE TAVOLINO**  
TABLES FINISHES

---



RAL 7024  
Laminato HPL  
HPL laminate




**FINITURE GAMBA T**  
T LEG FINISHES

---



RAL 9006  
Metallo  
Metal



230 | 231

**CERTIFICAZIONI** CERTIFICATIONS  
EN 16139 | EN 1022 | EN 1728 Tested by CATAS

ATTESE ~ WAITING

# LINEA M

## BENCH SEATING SYSTEM



M 5 2 0 N

Fresca e moderna, questa gamma di panche polivalenti e comode è ideale per le aree reception e le sale d'attesa molto frequentate.

This modern range of comfortable and multi-purpose beam seating is perfect for highly frequented reception areas and waiting rooms.

Fraîche et moderne cette gamme de poutres confortables et polyvalentes est idéale pour les espaces d'accueil et les salles d'attente notamment à forte fréquentation.

Fresca y moderna, esta gama de bancadas polivalentes y cómodas es ideal para zonas de recepción, salas de espera incluso de mucho tránsito.



# La collezione è perfetta per aule e sale conferenze.

The collection is perfect for classrooms and conference rooms.

La collection est parfaite pour les salles de classe et de conférence.

La colección es perfecta para aulas y salas de conferencias.



**TAVOLINO**  
SIDE TABLE

**M 6 2 TA**





**SERIE 5** Sedile e schienale imbottiti  
 Padded seat and back  
 Dossier et assise rembourrés  
 Respaldo y asiento tapizados

**SERIE 6** Sedile imbottito e schienale in plastica a vista  
 Padded seat and plastic back  
 Dossier en plastique et assise rembourré  
 Respaldo con plástico a la vista y asiento tapizado

**SERIE 7** Sedile e schienale in plastica a vista  
 Plastic back and seat  
 Dossier et assise en plastique  
 Respaldo y asiento con plástico a la vista

**BRACCIOLO  
 ARMREST**

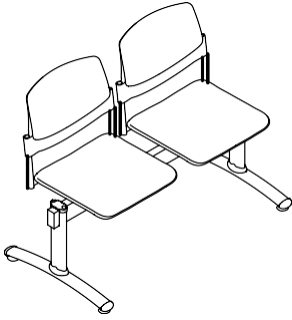
Disponibile sia alle estremità  
 che in posizione intermedia.

Available on both side and  
 middle position.



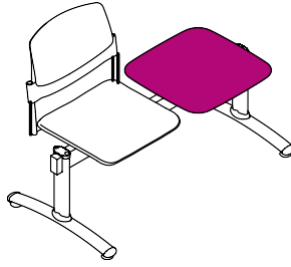
**M 5 2 0 N**

**PANCA 2 POSTI**  
2 SEATER BENCH



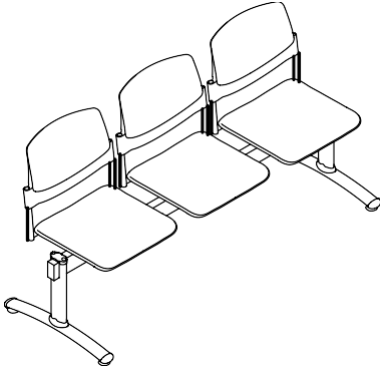
**M620A**  
L: 1040  
P: 630  
HT: 795  
HS: 435

**PANCA 1 POSTO CON TAVOLINO**  
1 SEATER BENCH W. SIDE TABLE



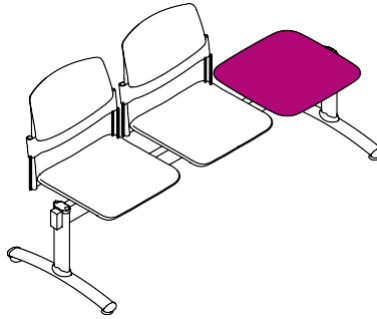
**M61TA**  
L: 1040  
P: 630  
HT: 795  
HS: 435

**PANCA 3 POSTI**  
3 SEATER BENCH



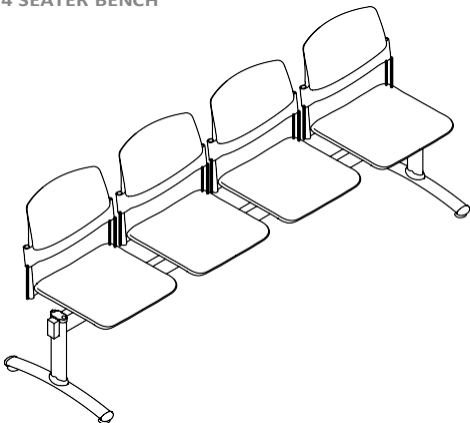
**M630A**  
L: 1560  
P: 630  
HT: 795  
HS: 435

**PANCA 2 POSTI CON TAVOLINO**  
2 SEATER BENCH W. SIDE TABLE



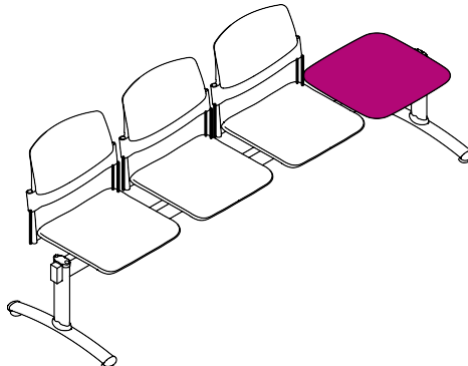
**M62TA**  
L: 1560  
P: 630  
HT: 795  
HS: 435

**PANCA 4 POSTI**  
4 SEATER BENCH




**M640A**  
L: 2080  
P: 630  
HT: 795  
HS: 435

**PANCA 3 POSTI CON TAVOLINO**  
3 SEATER BENCH W. SIDE TABLE



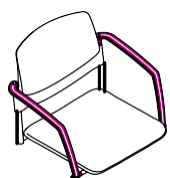
**M63TA**  
L: 2080  
P: 630  
HT: 795  
HS: 435



**TBRPS**  
**BRACCIOLO DX CON TAVOLETTA**  
**SCRITTOIO ANTIPANICO**  
 RT ARMREST WITH ANTI-PANIC  
 WRITING TABLET



RAL 9017  
 Poliuretano  
 Polyurethane



**BRACCIOLI**  
 ARMRESTS

**TBRST | TBRCT**



RAL 9017  
 Poliuretano  
 Polyurethane


**TBR**



RAL 9017  
 Poliammide  
 Polyamide



RAL 9006  
 Poliammide  
 Polyamide



RAL 9003  
 Poliammide  
 Polyamide

**FINITURE SCOCCA IN PLASTICA**  
 PLASTIC SHELL FINISHES



**11PC02 | 11PV02**  
 RAL 9017



**11PC12 | 11PV12**  
 RAL 9006



**11PC00 | 11PV00**  
 RAL 9003



**FINITURE GAMBA V**  
 V LEG FINISHES



RAL 9017  
 Plastica  
 Plastic



**FINITURE GAMBA T**  
 T LEG FINISHES



RAL 9006  
 Metallo  
 Metal



Metallo cromato  
 Chromed metal

**FINITURE TAVOLINO**  
 TABLES FINISHES



RAL 7024  
 Laminato HPL  
 HPL laminate

ATTESE ~ WAITING

# COMPLEMENTI COFFEE TABLES



TT5GN



TM3GT



TT1GL



TQ1GL

I tavolini, utili piani di appoggio, completano gli arredi imbottiti in modo ottimale, inserendosi armoniosamente nel quadro d'insieme.

The side tables, useful counter space, complete perfectly the soft seating collection, fitting harmoniously into the framework.

Les tables d'appoint, qui permettent de poser dossiers et autres objets, complètent les éléments rembourrés et se fondent harmonieusement dans l'espace.

Las mesas laterales, utiles para colocar objetos, encajan a la perfección con el mobiliario tapizado y generan una imagen global de armonía.





# Tilos. Complementi contemporanei dall'estetica raffinata.

Elegant and sophisticated contemporary accessories.

Accessoires contemporains à l'esthétique raffinée.

Complementos contemporáneos de estética refinada.



TT5GN - TT7GN

# Quadro. La semplicità in armonia con ogni arredo.

Simplicity in harmony with any piece of furniture.

Simplicité en harmonie avec tout meuble.

Simplicidad en armonía con cualquier mueble.



**DISPONIBILE  
CON PIEDINI IN LEGNO**  
AVAILABLE  
WITH WOODEN GLIDES

**TQ1GL**

# Calice. L'eleganza classica del tavolino a zavorra.

The classic elegance of the ballast table.

L'élégance classique de la table basse.

La elegancia clásica de la mesa de centro de lastre.



TT1GL

# Filo. La solidità del metallo unita alla leggerezza estetica.

The solidity of the metal combined with aesthetic lightness.

La solidité du métal combinée à la légèreté esthétique.

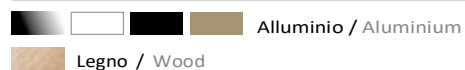
La solidez del metal unida a la ligereza estética.



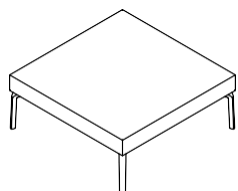
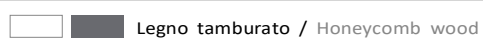
TM3GN - TM5GN

## QUADRO

### PIEDINI GLIDES

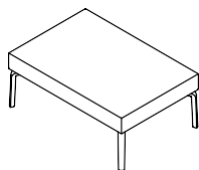


### PIANO TOP



#### TQ1GL

L: 665  
P: 665  
HT: 270



#### TR1GL

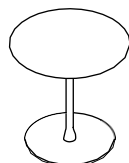
L: 665  
P: 450  
HT: 270

## CALICE

### BASE A ZAVORRA BALLAST



### PIANO TOP



#### TT1GL

L: 500  
P: 500  
HT: 500

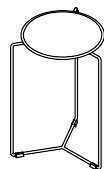
## FILO

Designed by ALALDA\_Design

### STRUTTURA STRUCTURE

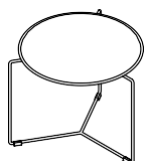


### PIANO TOP



#### TM3GN

L: 390  
Ø: 320  
HT: 580



#### TM5GN

L: 560  
Ø: 490  
HT: 430



# TILOS

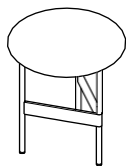
Designed by dorigoDESIGN

## STRUTTURA STRUCTURE

■ Metallo / Metal

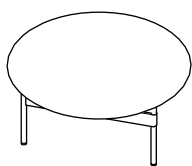
## PIANO TOP

■ Laminato HPL / HPL laminate



### TT5GN

Ø: 490  
HT: 525



### TT7GN

Ø: 760  
HT: 345

## FINITURE PIANI TOP FINISHES



**RAL 9003**  
Legno  
tamburato  
Honeycomb  
wood



**RAL 7024**  
Legno  
tamburato  
Honeycomb  
wood



**RAL 9003**  
Laminato HPL  
HPL laminate



**RAL 7024**  
Laminato HPL  
HPL laminate

## FINITURE STRUTTURA STRUCTURES FINISHES



**RAL 9003**  
Alluminio  
Aluminium



**RAL 9017**  
Alluminio  
Aluminium



**Alluminio  
lucido**  
Polished  
Aluminium



**RAL 9003**  
Metallo  
Metal



**RAL 9017**  
Metallo  
Metal



**RAL 1019**  
Metallo  
Metal



**RAL 9006**  
Metallo  
Metal



**Metallo  
cromato**  
Chromed  
metal



**Faggio**  
Beechwood